

Note: Revisions / amendments to this document can be found at the website below.
[BrowardMPO.org/index.php/core-products/transportation-improvement-program-tip](https://www.browardmpo.org/index.php/core-products/transportation-improvement-program-tip)



Core Product

DRAFT Transportation Improvement Program

FY 2026-2030

Municipal Reports

Pompano Beach

APPROVED 7/10/2025



Metropolitan Planning Organization

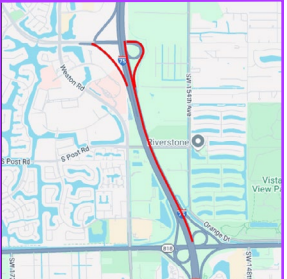
Transportation Improvement Program Overview

The Broward Metropolitan Planning Organization (MPO)'s Transportation Improvement Program (TIP) is a five-year program that prioritizes and documents the funding of transportation improvement projects the region expects to build over the next five years. The projects include reconstruction, maintenance, and operation of major highways, arterials, and intersections; maintenance and expansion of the public transit, aviation, and port systems; construction for bicycle paths, and improvements for pedestrians within the Broward region.

How to Read the Broward MPO's TIP Pages:

Broward MPO Transportation Improvement Program - FY 2026 - 2030

4215486 - SR-93/I-75 INTRCHNG @ROYAL PALM BLVD FR GRIFFIN RD TO ROYAL PALM BLVD SIS



Prior Cost <2026: 37,204,450
Future Cost >2031: 0
Total Project Cost: 37,624,920

Project Description: ULTIMATE INTERCHANGE IMPROVEMENTS, PD&E STUDY UNDER 419343-1 INCLUDES BRIDGE #'S 860354 & 860355, AUX LANES B/T GRIFFIN & ROYAL PALM, NB OFF RAMP, SB ON RAMP, LOCAL GOVERNMENT ADVANCEMENT APPROVED BY R. CONE ON 11/9/17 (SHIFTED FROM -1) LOCAL GOVT ADV APPVD BY A.BLACKBURN ON 10-18-18. DESIGN ON 421548-1; GW 421548-7

Type of Work: ADD LANES & RECONSTRUCT **Length:** 2.795
Lead Agency: MANAGED BY FDOT **MTP ID/Pg.:** SI011

Phase	Fund Source	2026	2027	2028	2029	2030	Total
CST	ACNP	80,470	0	0	0	0	80,470
INC	ACNP	0	340,000	0	0	0	340,000
Total		80,470	340,000	0	0	0	420,470

A Project ID

Project Number (FM #1)
Project Name

B Project Characteristics

Work Summary
Lead Agency
Limits
Length
MTP ID/Pg
SIS Classification

C Financial Information

Phase
Fund Source
Year Funds are Programmed
Prior Year Cost
Future Year Cost
Total Project Cost

D Project Description

Additional Information linked to the project

E Project Location Map

Location of where the project will be implemented

The Broward MPO updates the TIP annually and the MPO Board approves the TIP in July every year. The most recently approved TIP by the Board is the FY 2026-2030 TIP. The full TIP document is available at the link below: <https://www.browardmpo.org/core-products/transportation-improvement-program-tip>

To help municipal partners review and monitor projects in the TIP falling in their jurisdiction, the Broward MPO has extracted a list of projects for each municipality from the FY 2026-2030 TIP. The list presented includes projects that fall in this municipal boundary but exclude countywide and state-wide projects. The chart to the right illustrates how project information is organize.

The TIP may be revised due to changes in project status, project cost, and/or available revenues. These changes can be either a TIP amendment or an administrative modification. To download most recent Municipal TIP Report, please visit <https://broward.projectprogramit.net/tip/Reports>

Steps to download the most recent Municipal TIP Report:

1. Visit <https://broward.projectprogramit.net/tip/Overview>.
2. Click the “Reports” tab.
3. Next to the “Layer” search field, click the dropdown icon and select “Municipalities.”
4. Next to the “Feature” search field, click the dropdown icon and scroll to select your desired municipality.
5. Once selected, the table below will filter to display only projects within that municipal boundary. Click the “Run Report” button located above the table.
6. A new window will appear with display options.
 - Under “Sort By,” use the dropdown to choose your preferred sorting method.
 - Under “Format,” use the dropdown to select your desired report format.
7. Click the “Run Report” button in the bottom-right corner of the window.
8. A “Download” button will appear. Click it to open a new tab with a PDF of your customized report.
9. Download and enjoy your personalized municipal report!

For questions please contact Jihong Chen at chenj@browardmpo.org or (954) 876-0066.

Funding Legend

Fund Code	Fund Code Description	Funding Source
ACBR	ADVANCE CONSTRUCTION (BRT)	Federal
ACBZ	ADVANCE CONSTRUCTION (BRTZ)	Federal
ACFP	AC FREIGHT PROG (NFP)	Federal
ACID	ADV CONSTRUCTION SAFETY (HSID)	Federal
ACNP	ADVANCE CONSTRUCTION NHPP	Federal
ACNR	AC NAT HWY PERFORM RESURFACING	Federal
ACPR	AC - PROTECT GRANT PGM	Federal
ACSA	ADVANCE CONSTRUCTION (SA)	Federal
ACSS	ADVANCE CONSTRUCTION (SS, HSP)	Federal
ACSU	ADVANCE CONSTRUCTION (SU)	Federal
BNIR	INTRASTATE R/W & BRIDGE BONDS	R/W and Bridge Bonds
BRRP	STATE BRIDGE REPAIR & REHAB	State 100%
CD23	CONGRESS GF EARMARKS HIP 2023	Federal Earmark
CD24	CONGRESS GF EARMARKS HIP 2024	Federal Earmark
CIGP	COUNTY INCENTIVE GRANT PROGRAM	State 100%
CM	CONGESTION MITIGATION - AQ	Federal
D	UNRESTRICTED STATE PRIMARY	State 100%
DC	STATE PRIMARY PE CONSULTANTS	State 100%
DDR	DISTRICT DEDICATED REVENUE	State 100%
DEM	ENVIRONMENTAL MITIGATION	State 100%
DI	ST. - S/W INTER/INTRASTATE HWY	State 100%
DIH	STATE IN-HOUSE PRODUCT SUPPORT	State 100%
DIOH	STATE 100% - OVERHEAD	State 100%
DIS	STRATEGIC INTERMODAL SYSTEM	State 100%
DITS	STATEWIDE ITS - STATE 100%.	State 100%
DL	LOCAL FUNDS - PTO - BUDGETED	Local

Fund Code	Fund Code Description	Funding Source
DPTO	STATE - PTO	State 100%
DRA	REST AREAS - STATE 100%	State 100%
DS	STATE PRIMARY HIGHWAYS & PTO	State 100%
DSB2	EVERGLADES PKY/ALLIGATOR ALLEY	Toll/Turnpike
DSBD	I-95 EXPRESS LANES	Toll/Turnpike
DSBF	I-595	Toll/Turnpike
DSBG	I-75 ML TOLL CAP IMPROVEMENT	Toll/Turnpike
DSPC	SERVICE PATROL CONTRACT	State 100%
FAA	FEDERAL AVIATION ADMIN	Federal
FTA	FEDERAL TRANSIT ADMINISTRATION	Federal
FTAT	FHWA TRANSFER TO FTA (NON-BUD)	Federal Earmark
GFBR	GEN FUND BRIDGE REPAIR/REPLACE	Federal
GFBZ	GENERAL FUND BRIDGE OFF-SYSTEM	Federal
GFNP	NP FEDERAL RELIEF GENERAL FUND	Federal
GFSA	GF STPBG ANY AREA	Federal
GFSU	GF STPBG >200 (URBAN)	Federal
GMR	GROWTH MANAGEMENT FOR SIS	State 100%
HSP	SAFETY (HIWAY SAFETY PROGRAM)	Federal
IM	INTERSTATE MAINTENANCE	Federal
LF	LOCAL FUNDS	Local
NFP	NATIONAL FREIGHT PROGRAM	Federal
NHPP	IM, BRDG REPL, NATNL HWY-MAP21	Federal
NHTS	NATIONAL HWY TRAFFIC SAFETY	Federal
NSTP	NEW STARTS TRANSIT PROGRAM	State 100%
NSWR	2015 SB2514A-NEW STARTS TRANST	State 100%
PKBD	TURNPIKE MASTER BOND FUND	Toll/Turnpike
PKED	2012 SB1998-TURNPIKE FEEDER RD	State 100%
PKLF	LOCAL SUPPORT FOR TURNPIKE	Local
PKM1	TURNPIKE TOLL MAINTENANCE	Toll/Turnpike
PKYI	TURNPIKE IMPROVEMENT	Toll/Turnpike

Fund Code	Fund Code Description	Funding Source
PKYO	TURNPIKE TOLL COLLECTION/OPER.	Toll/Turnpike
PKYR	TURNPIKE RENEWAL & REPLACEMENT	Toll/Turnpike
PL	METRO PLAN (85% FA; 15% OTHER)	Federal
PORT	SEAPORTS	State 100%
PROT	PROTECT GRANT PROGRAM	Federal
REPE	REPURPOSED FEDERAL EARMARKS	Federal Earmark
RHH	RAIL HIGHWAY X-INGS - HAZARD	Federal
SA	STP, ANY AREA	Federal
SIB1	STATE INFRASTRUCTURE BANK	SIB
SIWR	2015 SB2514A-STRATEGIC INT SYS	State 100%
SPN	PROCEED FROM SPONSOR AGREEMENT	State 100%
STED	2012 SB1998-STRATEGIC ECON COR	State 100%
SU	STP, URBAN AREAS > 200K	Federal
TALT	TRANSPORTATION ALTS- ANY AREA	Federal
TALU	TRANSPORTATION ALTS- >200K	Federal
TDTF	TRANS DISADV -TRUST FUND	State 100%
TDTF/TDDR	TRANS DISADV -TRUST FUND/DDR USE	State 100%
TM02	EVERGLADES PARKWAY	Toll/Turnpike
TMBD	I-95 EXPRESS LANES	Toll/Turnpike
TMBG	I-75 ML TOLL MAINTENANCE	Toll/Turnpike
TO02	EVERGLADES PARKWAY	Toll/Turnpike
TO10	SAWGRASS EXPRESSWAY	Toll/Turnpike
TOBD	I-95 EXPRESS LANES	Toll/Turnpike
TOBF	I-595	Toll/Turnpike
TOBG	I-75 ML TOLL OPERATIONS	Toll/Turnpike
TRIP	TRANS REGIONAL INCENTIVE PROGM	State 100%
TRWR	2015 SB2514A-TRAN REG INCT PRG	State 100%

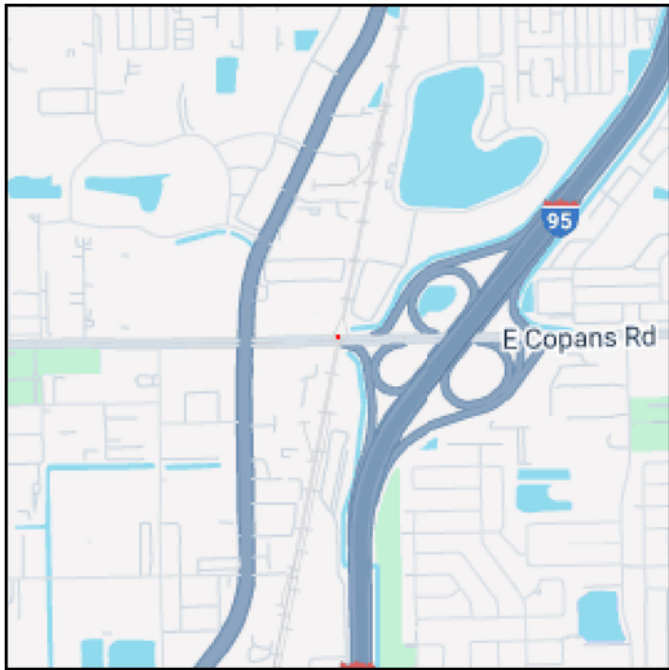
Phase Code Legend

Phase Abbreviation	Phase Group
ADM	ADMINISTRATION
CAP	CAPITAL
CST	CONSTRUCTION
DSB	DESIGN BUILD
ENV	ENVIRONMENTAL
FLOAT	Floating Funds
INC	CONTRACT INCENTIVES
MNT	BRDG/RDWY/CONTRACT MAINT
OPS	OPERATIONS
PDE	P D & E
PE	PRELIMINARY ENGINEERING
PLN	PLANNING
ROW	RIGHT OF WAY
RPY	REPAYMENTS
RRU	RAILROAD & UTILITIES

Section 1 - HIGHWAYS

4417132 - COPANS ROAD GRADE SEPARATION @ SOUTH FLORIDA RAIL CORRIDOR

Non-SIS



Type of Work:		PD&E/EMO STUDY		Length:		0.0	
Lead Agency:		MANAGED BY FDOT		MTP ID/Pg.:		PG114	
Phase	Fund Source	2026	2027	2028	2029	2030	Total
PDE	DDR	0	500,000	0	0	0	500,000
Total		0	500,000	0	0	0	500,000

Prior Cost <2026: 0

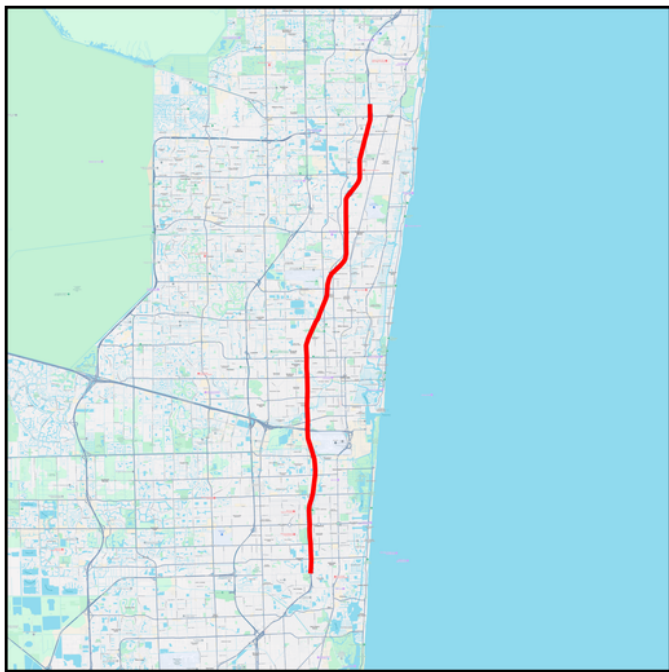
Future Cost >2031: 0

Total Project Cost: 500,000

Project Description:

4249332 - I-95 EXPRESS TOLL OPERATIONS BROWARD COUNTY

Non-SIS



Type of Work:		TOLL COLLECTION		Length:		0.0	
Lead Agency:		MANAGED BY FDOT		MTP ID/Pg.:		TI389	
Phase	Fund Source	2026	2027	2028	2029	2030	Total
OPS	TOBD	3,092,458	3,160,462	3,356,046	3,354,376	3,506,644	16,469,986
Total		3,092,458	3,160,462	3,356,046	3,354,376	3,506,644	16,469,986

Prior Cost <2026: 4,805,874

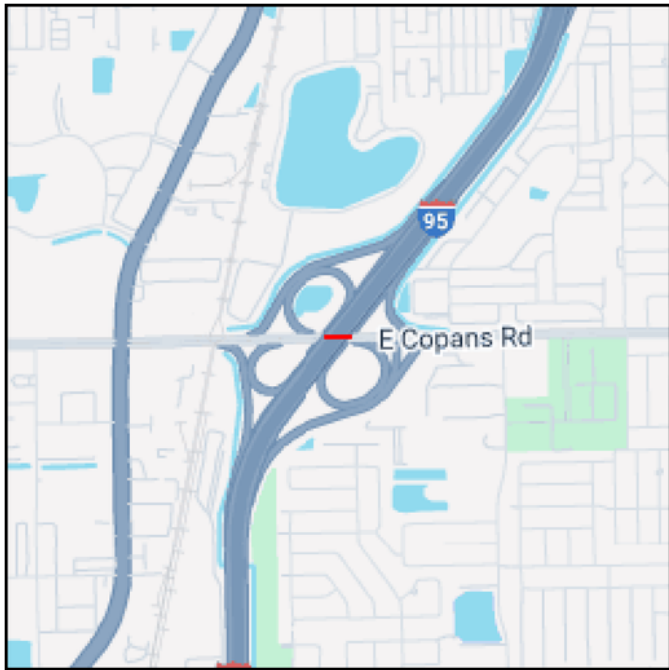
Future Cost >2031: 0

Total Project Cost: 21,275,860

Project Description:

4510431 - I-95/SR-9 AND COPANS ROAD INTERCHANGE

SIS



Type of Work:

LANDSCAPING

Length:

1.554

Lead Agency:

MANAGED BY FDOT

MTP ID/Pg.:

PG112

Phase	Fund Source	2026	2027	2028	2029	2030	Total
CST	DDR	0	1,445,961	0	0	0	1,445,961
CST	DIH	0	63,720	0	0	0	63,720
Total		0	1,509,681	0	0	0	1,509,681

Prior Cost <2026:

241,713

Future Cost >2031:

0

Total Project Cost:

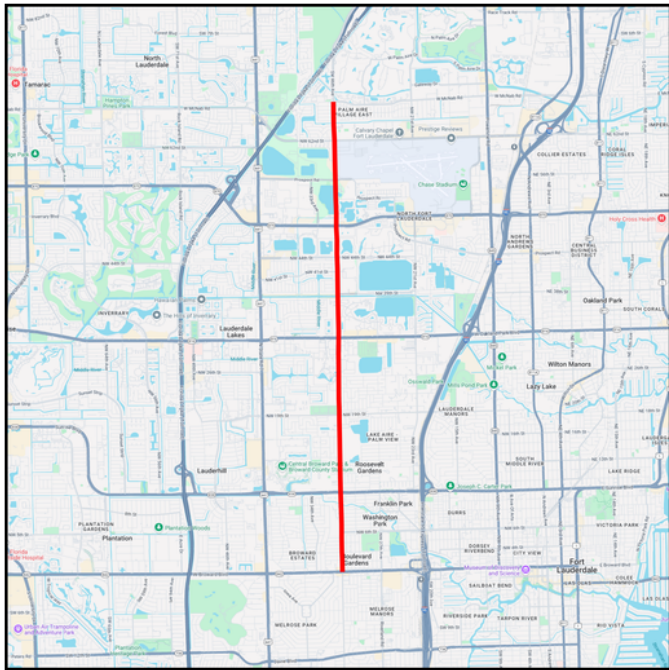
1,751,394

Project Description:

STANDALONE LANDSCAPE PROJECT - 436962.1 IS THE CONSTRUCTION

4533411 - NW 31 AVE FROM BROWARD BLVD TO MCNAB ROAD

Non-SIS



Type of Work:		BIKE LANE/SIDEWALK		Length:		6.084	
Lead Agency:		MANAGED BY BROWARD COUNTY BOCC		MTP ID/Pg.:		LL002	
Phase	Fund Source	2026	2027	2028	2029	2030	Total
CST	LF	0	0	0	0	8,676,793	8,676,793
CST	SU	0	0	0	0	8,382,590	8,382,590
PE	SU	0	2,505,000	0	0	0	2,505,000
Total		0	2,505,000	0	0	17,059,383	19,564,383

Prior Cost <2026:

0

Future Cost >2031:

0

Total Project Cost:

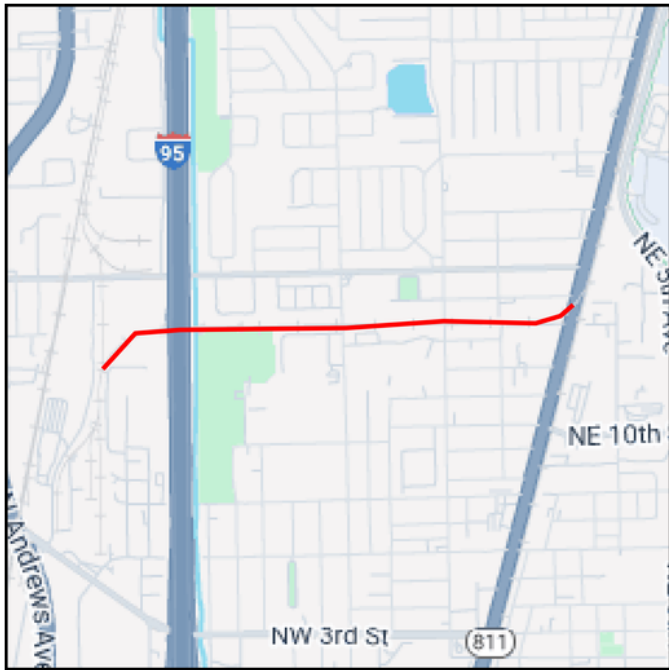
19,564,383

Project Description:

2025 MPO PRIORITY #3 CSMP PROGRAM LAP WITH BROWARD COUNTY BMPO & D4 WILL COORDINATE VETTING TO BE FINALIZED 3/2024

4553351 - POMPANO BEACH FEC-SOUTH FLORIDA RAIL CORRIDOR CONNECTION

Non-SIS



Type of Work:		PD&E/EMO STUDY		Length:		0.0	
Lead Agency:		MANAGED BY FDOT		MTP ID/Pg.:		PG114	
Phase	Fund Source	2026	2027	2028	2029	2030	Total
PDE	DDR	0	0	500,000	0	0	500,000
Total		0	0	500,000	0	0	500,000

Prior Cost <2026: 0

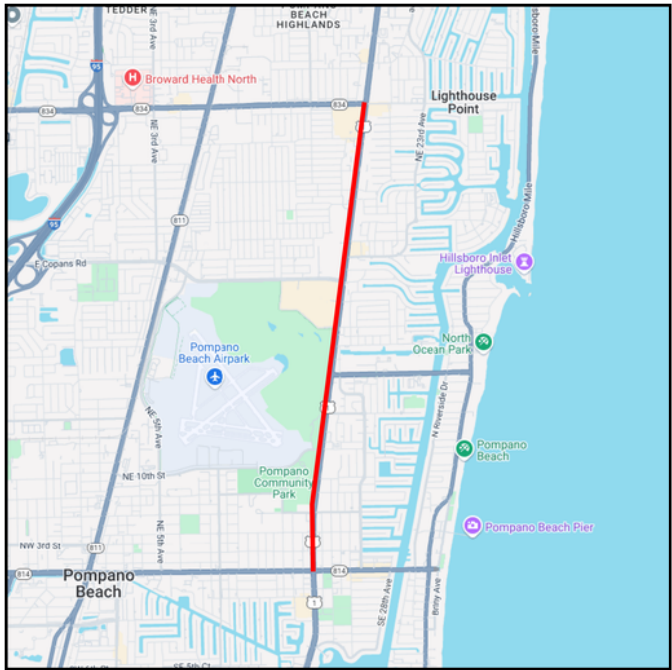
Future Cost >2031: 0

Total Project Cost: 500,000

Project Description:

4484011 - SR-5 / US1 FROM SOUTH OF ATLANTIC BLVD TO NORTH OF SAMPLE ROAD

Non-SIS



Type of Work:		RESURFACING		Length:		3.033	
Lead Agency:		MANAGED BY FDOT		MTP ID/Pg.:		PG268	
Phase	Fund Source	2026	2027	2028	2029	2030	Total
CST	DDR	0	0	0	9,880,871	0	9,880,871
CST	DIH	0	0	36,917	0	0	36,917
CST	SA	0	0	0	1,197,798	0	1,197,798
Total		0	0	36,917	11,078,669	0	11,115,586

Prior Cost <2026: 1,176,143

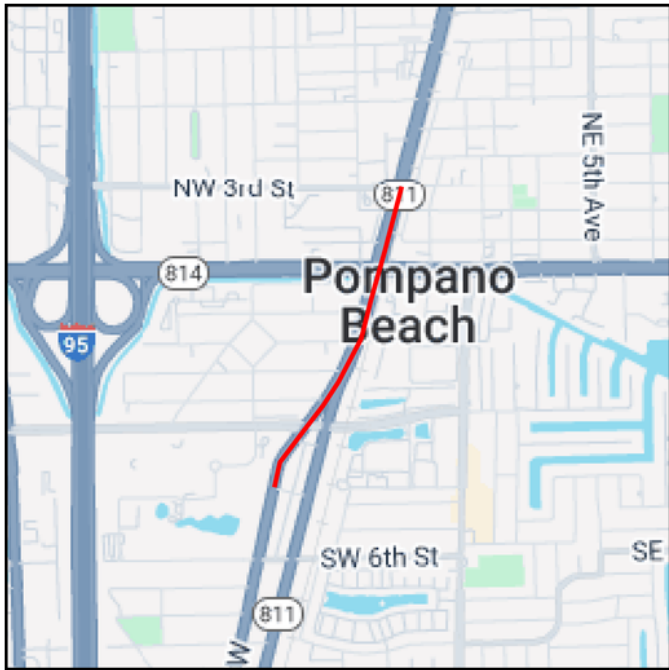
Future Cost >2031: 0

Total Project Cost: 12,291,729

Project Description:

4190595 - SR-811/DIXIE HIGHWAY FROM HAMMONDVILLE ROAD TO SW 4TH STREET

Non-SIS



Type of Work:		RAIL REVENUE/OPERATIONA IMPR			Length:	2.639	
Lead Agency:		MANAGED BY FDOT			MTP ID/Pg.:	PG114	
Phase	Fund Source	2026	2027	2028	2029	2030	Total
RRU	DDR	37,269	38,015	38,776	39,551	0	153,611
Total		37,269	38,015	38,776	39,551	0	153,611

Prior Cost <2026: 142,556

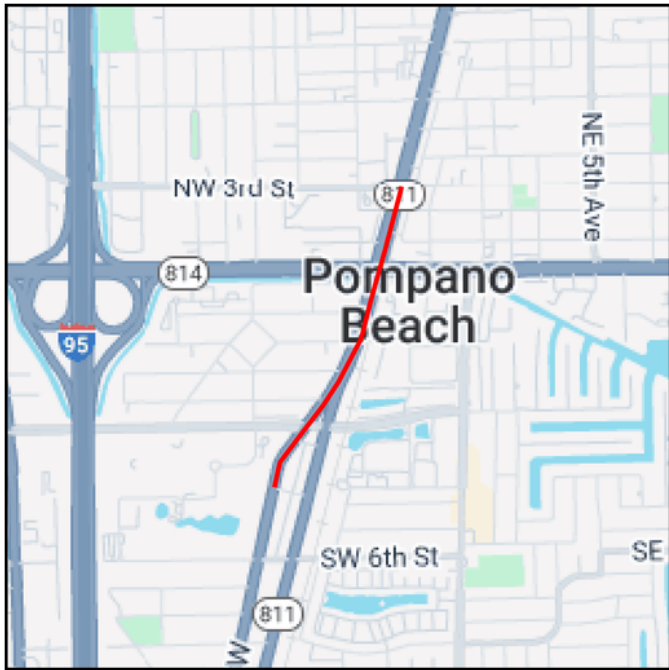
Future Cost >2031: 0

Total Project Cost: 296,167

Project Description: INSURANCE PREMIUMS FOR LEASE AREA FROM FEC ALONG SR-811 FOR BUS SHELTERS

4190596 - SR-811/DIXIE HIGHWAY FROM HAMMONDVILLE ROAD TO SW 4TH STREET

Non-SIS



Type of Work:RAIL REVENUE/OPERATIONA IMPR

Lead Agency:MANAGED BY FDOT

Length:2.594

MTP ID/Pg.:PG114

Phase	Fund Source	2026	2027	2028	2029	2030	Total
RRU	DDR	0	33,000	34,000	0	0	67,000
Total		0	33,000	34,000	0	0	67,000

Prior Cost <2026: 0

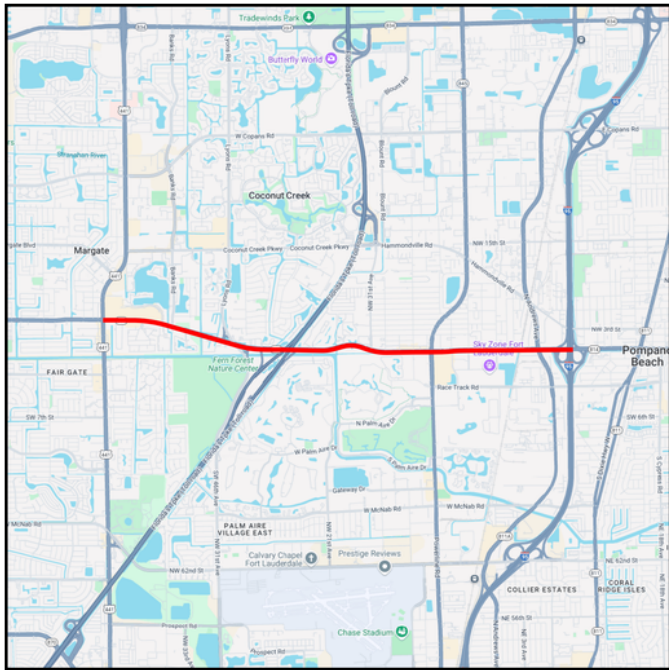
Future Cost >2031: 0

Total Project Cost: 67,000

Project Description: FEC BUS SHELTER LEASE & INSURANCE

4441191 - SR-814/ATLANTIC BLVD FROM SR-7/US-441 TO SR-9/I-95

Non-SIS



Type of Work:ATMS - ARTERIAL TRAFFIC MGMT

Lead Agency:MANAGED BY FDOT

Length:4.067

MTP ID/Pg.:TI175

Phase	Fund Source	2026	2027	2028	2029	2030	Total
CST	DDR	0	2,942,228	0	0	0	2,942,228
CST	DIH	0	108,668	0	0	0	108,668
CST	SU	0	2,716,710	0	0	0	2,716,710
Total		0	5,767,606	0	0	0	5,767,606

Prior Cost <2026:426,809

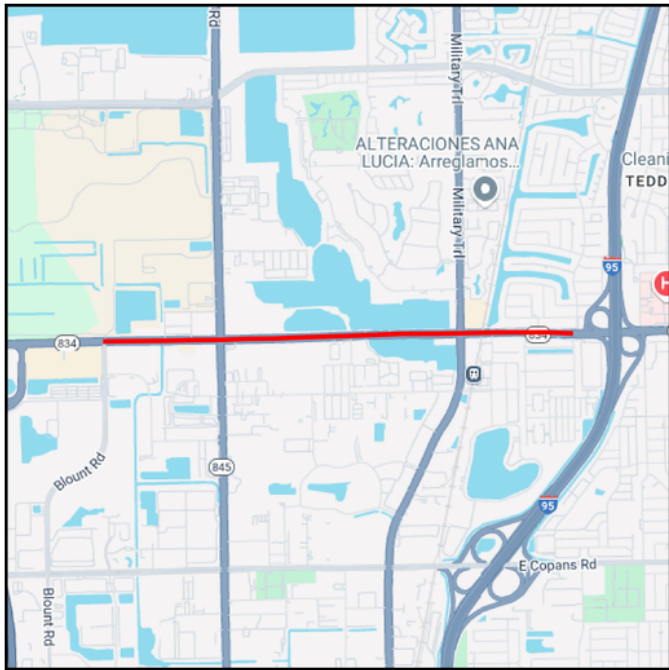
Future Cost >2031:0

Total Project Cost:6,194,415

Project Description:2021 MPO TSM&O/SAFETY PRIORITY# 2

4514061 - SR-834/SAMPLE RD. FROM BLOUNT RD TO NE 3RD AVE.

Non-SIS



Type of Work:		BIKE LANE/SIDEWALK		Length:		2.535	
Lead Agency:		MANAGED BY FDOT		MTP ID/Pg.:		TI063	
Phase	Fund Source	2026	2027	2028	2029	2030	Total
PE	DDR	0	0	750,000	0	0	750,000
PE	DIH	0	0	5,000	0	0	5,000
Total		0	0	755,000	0	0	755,000

Prior Cost <2026: 0

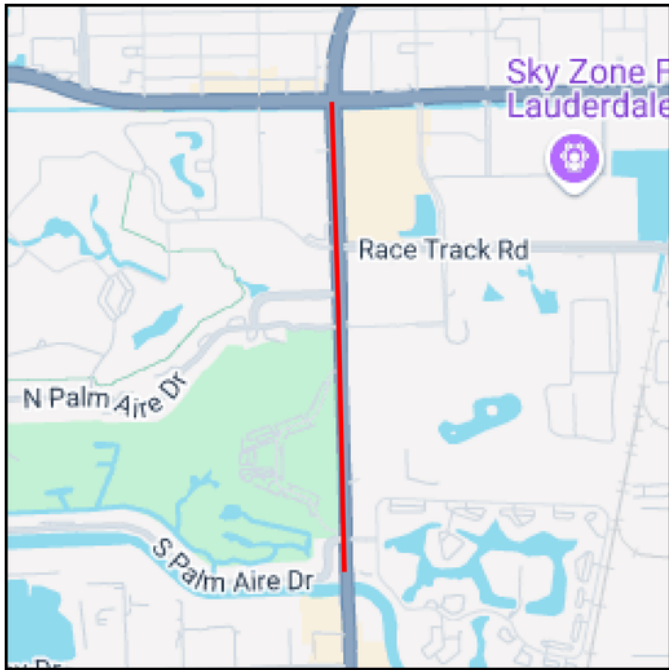
Future Cost >2031: 0

Total Project Cost: 755,000

Project Description: 2025 BMPO CSMP PRIORITY #2. FROM FEASIBILITY STUDY 446377-1

4461962 - SR-845 POWERLINE RD FR N OF S PALM AIRE DR TO SR-814/ATL BLVD

Non-SIS



Type of Work:		RESURFACING		Length:		0.892	
Lead Agency:		MANAGED BY FDOT		MTP ID/Pg.:		TI182	
Phase	Fund Source	2026	2027	2028	2029	2030	Total
CST	DDR	0	0	1,140,331	0	0	1,140,331
CST	DIH	0	0	174,900	0	0	174,900
CST	SA	0	0	271,877	0	0	271,877
CST	ACNR	0	0	482,090	0	0	482,090
Total		0	0	2,069,198	0	0	2,069,198

Prior Cost <2026: 0

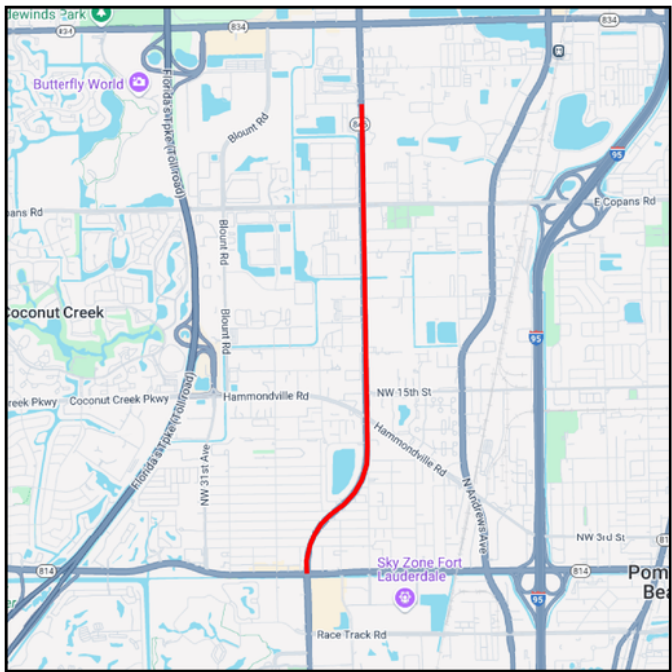
Future Cost >2031: 0

Total Project Cost: 2,069,198

Project Description: NPV=8,054,486; B/C=10.4 SHSP EMPHASIS AREA - INTERSECTION CRASHES; UPGRADE EXISTING LIGHTNING BY RE-LAMPING WITH LED FIXTURES. SR-845 (POWERLINE RD) @ ATL BLVD UPGRADE EXISTING LIGHTNING ALONG THE (SEE WP45) INTERSECTION APPROACHES (EAST WEST, & NORTH LEGS) BY RE-LAMPING WITH LED FIXTURES. INSTALL ADDITIONAL LIGHT POLES ON SOUTH LEG OF INTERSECTION

4484061 - SR-845/POWERLINE ROAD FROM ATLANTIC BLVD TO NW 30TH PLACE

Non-SIS



Type of Work: RESURFACING

Lead Agency: MANAGED BY FDOT

Length: 2.623

MTP ID/Pg.: PG268

Phase	Fund Source	2026	2027	2028	2029	2030	Total
CST	DDR	0	0	6,653,435	0	0	6,653,435
CST	DIH	0	0	88,573	0	0	88,573
CST	ACNR	0	0	1,631,723	0	0	1,631,723
Total		0	0	8,373,731	0	0	8,373,731

Prior Cost <2026: 1,101,414

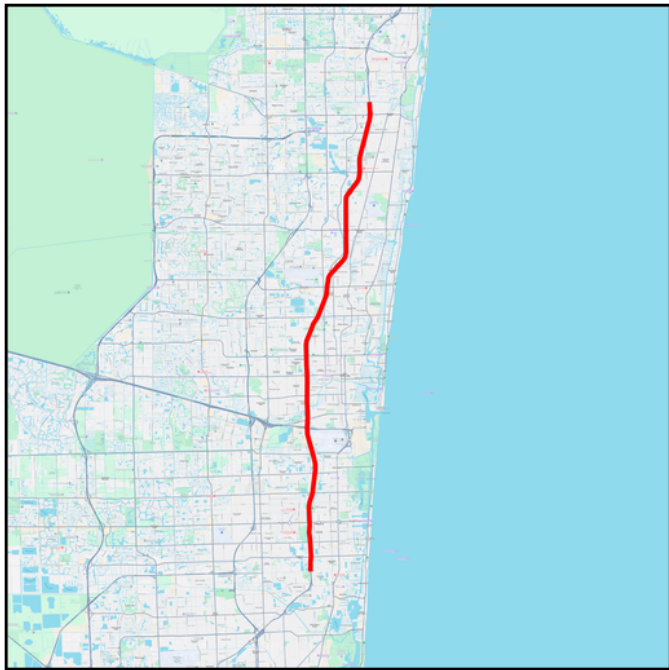
Future Cost >2031: 0

Total Project Cost: 9,475,145

Project Description: G/W 446196-2

4520691 - SR-9/I-95 TRUCK MOBILITY & SAFETY ENHANCEMENTS IN BROWARD & PALM BCH.

SIS



Type of Work:		FEASIBILITY STUDY		Length:		0.0	
Lead Agency:		MANAGED BY FDOT		MTP ID/Pg.:		TI405	
Phase	Fund Source	2026	2027	2028	2029	2030	Total
PLN	ACFP	0	0	1,755,000	0	0	1,755,000
Total		0	0	1,755,000	0	0	1,755,000

Prior Cost <2026: 0

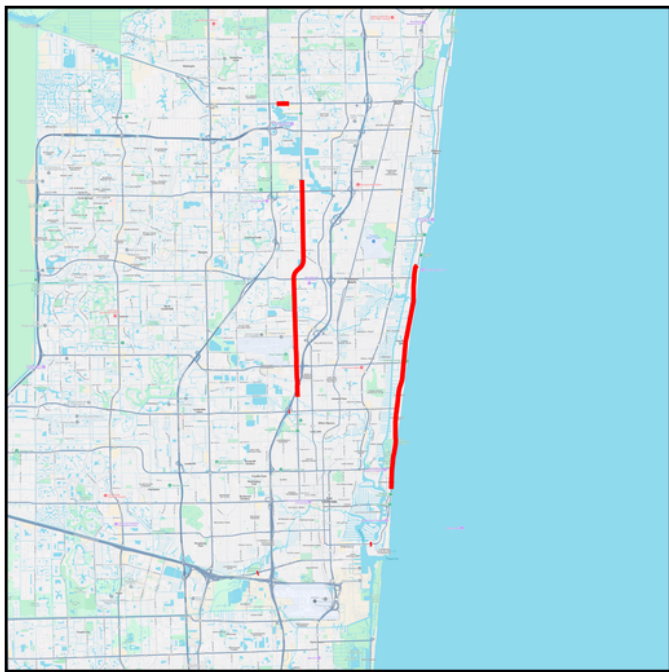
Future Cost >2031: 0

Total Project Cost: 1,755,000

Project Description: TSM&O TRUCK DETECTION, RAMPS SIGNAL SYSTEM LIMITS 24.34 / 8.76

4515762 - TSMA REPLACEMENT PROJECT BROWARD COUNTY

Non-SIS



Type of Work: TRAFFIC SIGNALS

Lead Agency: MANAGED BY FDOT

Length: 15.7

MTP ID/Pg.: PG268

Phase	Fund Source	2026	2027	2028	2029	2030	Total
CST	DDR	240,782	0	0	0	0	240,782
CST	DIH	72,482	0	0	0	0	72,482
CST	ACPR	1,375,899	0	0	0	0	1,375,899
Total		1,689,163	0	0	0	0	1,689,163

Prior Cost <2026: 749,655

Future Cost >2031: 0

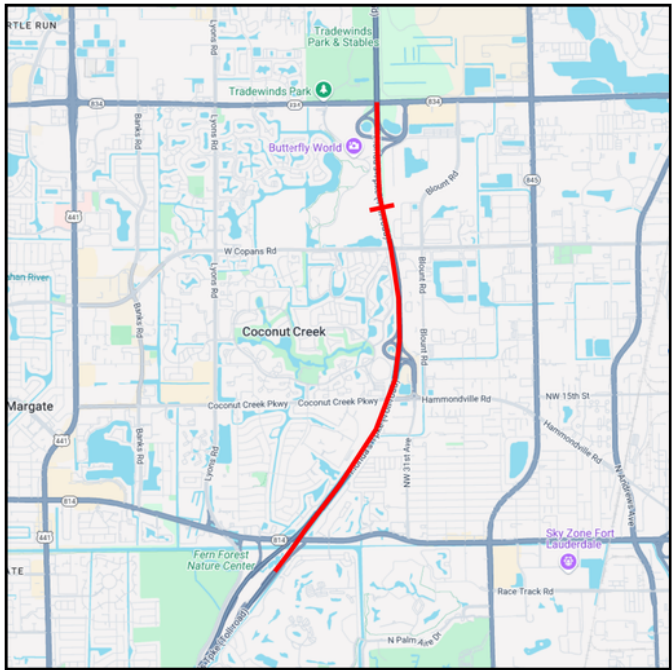
Total Project Cost: 2,438,818

Project Description:

Section 2 - TURNPIKE

4520771 - WIDEN TPK (SR91) ATLANTIC BLVD TO N OF SAMPLE RD (MP 66-69)

SIS



Type of Work:		ADD LANES & RECONSTRUCT		Length:		3.032	
Lead Agency:		MANAGED BY FDOT		MTP ID/Pg.:		TI329	
Phase	Fund Source	2026	2027	2028	2029	2030	Total
PE	PKYI	23,000,000	0	0	0	0	23,000,000
Total		23,000,000	0	0	0	0	23,000,000

Prior Cost <2026: 19,055

Future Cost >2031: 13,490,000

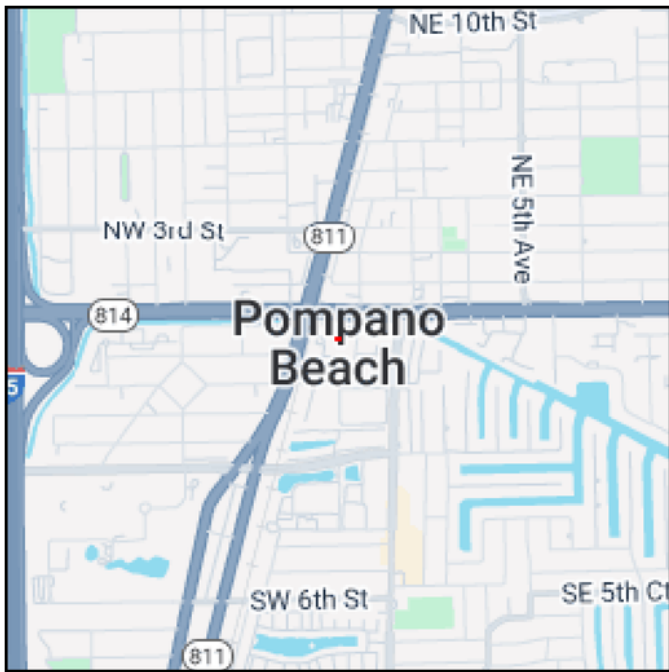
Total Project Cost: 36,509,055

Project Description:

Section 3 - FLP: TRANSIT

4552111 - CITY OF POMPANO BEACH WATER TAXI - SERVICE DEVELOPMENT

Non-SIS



Type of Work:		OPERATING FOR FIXED ROUTE			Length:		0.0	
Lead Agency:		MANAGED BY CITY OF POMPANO BEACH			MTP ID/Pg.:		PG114	
Phase	Fund Source	2026	2027	2028	2029	2030	Total	
CAP	DPTO	1,257,500	0	0	0	0	1,257,500	
CAP	LF	1,257,000	0	0	0	0	1,257,000	
Total		2,514,500	0	0	0	0	2,514,500	

Prior Cost <2026: 0

Future Cost >2031: 0

Total Project Cost: 2,514,500

Project Description:

Section 4 - FLORIDA RAIL ENTERPRISE

4543451 - FEC FROM MIAMI-DADE/BROWARD LINE TO PALM BEACH/MARTIN COUNTY LINE

Non-SIS



Type of Work:		PTO STUDIES		Length:		0.0	
Lead Agency:		MANAGED BY FDOT		MTP ID/Pg.:		PG114	
Phase	Fund Source	2026	2027	2028	2029	2030	Total
PDE	DPTO	4,500,000	0	0	0	0	4,500,000
Total		4,500,000	0	0	0	0	4,500,000

Prior Cost <2026: 650,000

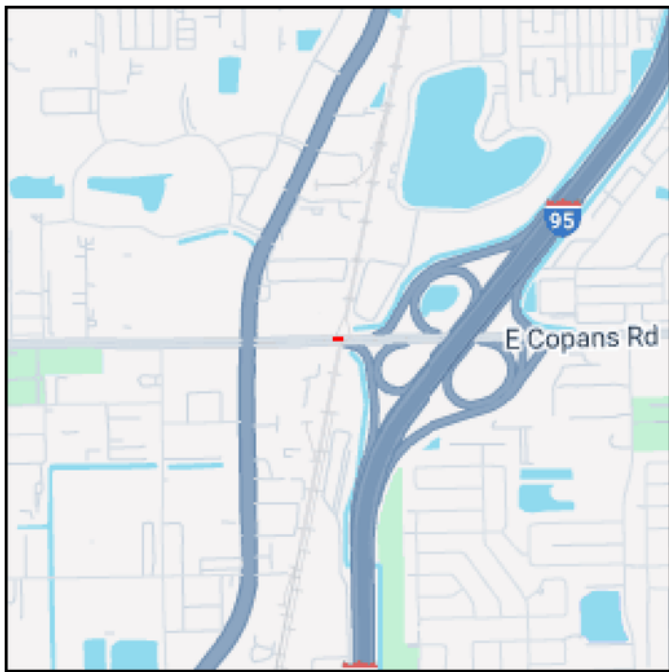
Future Cost >2031: 0

Total Project Cost: 5,150,000

Project Description:

4537821 - COPANS ROAD AT CROSSING

SIS



Type of Work:		RAIL REVENUE/OPERATIONA IMPR			Length:	0.0	
Lead Agency:		MANAGED BY FDOT			MTP ID/Pg.:	PG114	
Phase	Fund Source	2026	2027	2028	2029	2030	Total
RRU	DIS	0	0	0	0	2,750,000	2,750,000
Total		0	0	0	0	2,750,000	2,750,000

Prior Cost <2026: 0

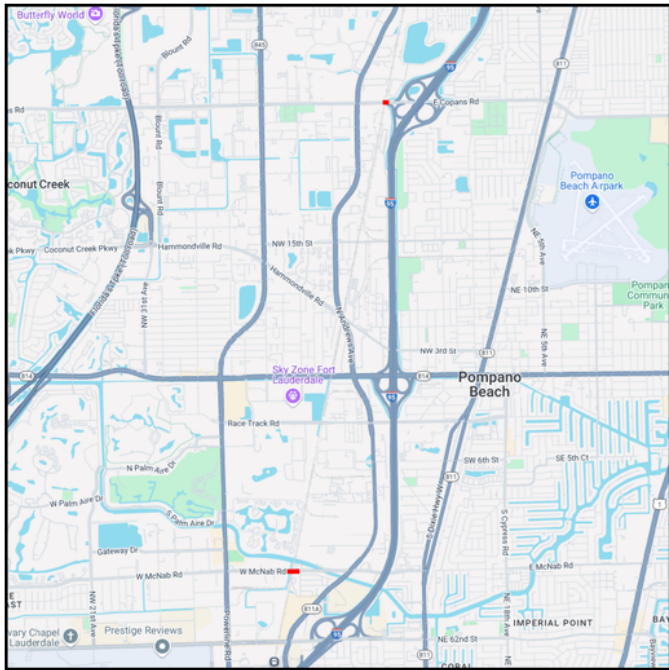
Future Cost >2031: 0

Total Project Cost: 2,750,000

Project Description:

4537791 - MCNAB AND COPANS ROAD

Non-SIS



Type of Work:

RAIL REVENUE/OPERATIONA IMPR

Length: 0.0

Lead Agency:

Responsible Agency Not Available

MTP ID/Pg.: PG114

Phase	Fund Source	2026	2027	2028	2029	2030	Total
CAP	TRIP	0	0	0	3,314,520	0	3,314,520
Total		0	0	0	3,314,520	0	3,314,520

Prior Cost <2026: 0

Future Cost >2031: 0

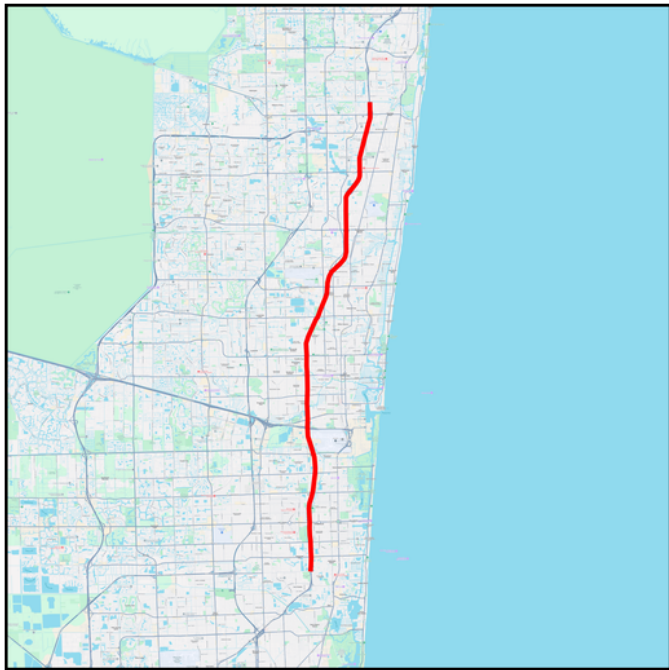
Total Project Cost: 3,314,520

Project Description:

Section 8 - MISCELLANEOUS

2314825 - I-95/MOT/ENHANCED OPERATIONS IN BROWARD & PALM BEACH

Non-SIS



Type of Work:		SERVICE PATROL/FHP		Length:		0.0	
Lead Agency:		Responsible Agency Not Available		MTP ID/Pg.:		PG112	
Phase	Fund Source	2026	2027	2028	2029	2030	Total
OPS	TOBD	0	227,918	377,918	377,918	377,918	1,361,672
OPS	TOBG	0	227,918	377,918	377,918	377,918	1,361,672
Total		0	455,836	755,836	755,836	755,836	2,723,344

Prior Cost <2026:

0

Future Cost >2031:

0

Total Project Cost:

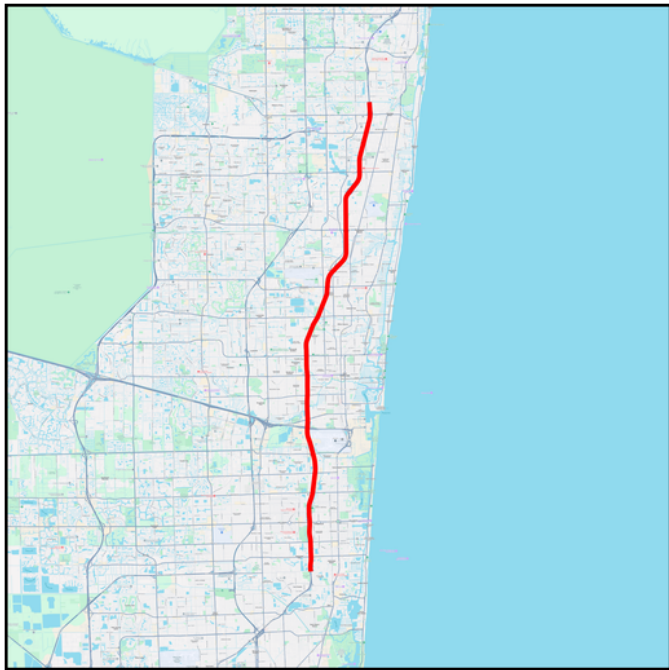
2,723,344

Project Description:

EXEMPT CONTRACT FOR FHP EXPRESS LANES ENFORCEMENT DISTRICT 4 BROWARD COUNTY: I-95, I-595, AND I-75, INCLUDE EXPRESS LANES. PALM BEACH COUNTY: I-95.

2314824 - I-95/MOT/ENHANCED OPERATIONS IN BROWARD & PALM BEACH

Non-SIS



Type of Work:		SERVICE PATROL/FHP		Length:		0.0	
Lead Agency:		Responsible Agency Not Available		MTP ID/Pg.:		PG112	
Phase	Fund Source	2026	2027	2028	2029	2030	Total
OPS	TOBD	377,918	150,000	0	0	0	527,918
OPS	TOBG	377,918	150,000	0	0	0	527,918
Total		755,836	300,000	0	0	0	1,055,836

Prior Cost <2026: 3,023,370

Future Cost >2031: 0

Total Project Cost: 4,079,206

Project Description: EXEMPT CONTRACT FOR FHP EXPRESS LANES ENFORCEMENT