

Note: Revisions / amendments to this document can be found at the website below.
[BrowardMPO.org/index.php/core-products/transportation-improvement-program-tip](https://www.browardmpo.org/index.php/core-products/transportation-improvement-program-tip)



Core Product

DRAFT Transportation Improvement Program

FY 2026-2030

Municipal Reports

Coconut Creek

APPROVED 7/10/2025



Metropolitan Planning Organization

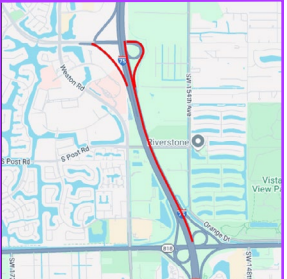
Transportation Improvement Program Overview

The Broward Metropolitan Planning Organization (MPO)'s Transportation Improvement Program (TIP) is a five-year program that prioritizes and documents the funding of transportation improvement projects the region expects to build over the next five years. The projects include reconstruction, maintenance, and operation of major highways, arterials, and intersections; maintenance and expansion of the public transit, aviation, and port systems; construction for bicycle paths, and improvements for pedestrians within the Broward region.

How to Read the Broward MPO's TIP Pages:

Broward MPO Transportation Improvement Program - FY 2026 - 2030

4215486 - SR-93/I-75 INTRCHNG @ROYAL PALM BLVD FR GRIFFIN RD TO ROYAL PALM BLVD SIS



Type of Work: ADD LANES & RECONSTRUCT **Length:** 2.795
Lead Agency: MANAGED BY FDOT **MTP ID/Pg.:** SI011

Phase	Fund Source	2026	2027	2028	2029	2030	Total
CST	ACNP	80,470	0	0	0	0	80,470
INC	ACNP	0	340,000	0	0	0	340,000
Total		80,470	340,000	0	0	0	420,470

Prior Cost <2026: 37,204,450
Future Cost >2031: 0
Total Project Cost: 37,624,920

Project Description: ULTIMATE INTERCHANGE IMPROVEMENTS, PD&E STUDY UNDER 419343-1 INCLUDES BRIDGE #'S 860354 & 860355, AUX LANES B/T GRIFFIN & ROYAL PALM, NB OFF RAMP, SB ON RAMP, LOCAL GOVERNMENT ADVANCEMENT APPROVED BY R. CONE ON 11/9/17 (SHIFTED FROM -1) LOCAL GOVT ADV APPVD BY A.BLACKBURN ON 10-18-18. DESIGN ON 421548-1; GW 421548-7

A Project ID

Project Number (FM #1)
Project Name

B Project Characteristics

Work Summary
Lead Agency
Limits
Length
MTP ID/Pg
SIS Classification

C Financial Information

Phase
Fund Source
Year Funds are Programmed
Prior Year Cost
Future Year Cost
Total Project Cost

D Project Description

Additional Information linked to the project

E Project Location Map

Location of where the project will be implemented

The Broward MPO updates the TIP annually and the MPO Board approves the TIP in July every year. The most recently approved TIP by the Board is the FY 2026-2030 TIP. The full TIP document is available at the link below: <https://www.browardmpo.org/core-products/transportation-improvement-program-tip>

To help municipal partners review and monitor projects in the TIP falling in their jurisdiction, the Broward MPO has extracted a list of projects for each municipality from the FY 2026-2030 TIP. The list presented includes projects that fall in this municipal boundary but exclude countywide and state-wide projects. The chart to the right illustrates how project information is organize.

The TIP may be revised due to changes in project status, project cost, and/or available revenues. These changes can be either a TIP amendment or an administrative modification. To download most recent Municipal TIP Report, please visit <https://broward.projectprogramit.net/tip/Reports>

Steps to download the most recent Municipal TIP Report:

1. Visit <https://broward.projectprogramit.net/tip/Overview>.
2. Click the “Reports” tab.
3. Next to the “Layer” search field, click the dropdown icon and select “Municipalities.”
4. Next to the “Feature” search field, click the dropdown icon and scroll to select your desired municipality.
5. Once selected, the table below will filter to display only projects within that municipal boundary. Click the “Run Report” button located above the table.
6. A new window will appear with display options.
 - Under “Sort By,” use the dropdown to choose your preferred sorting method.
 - Under “Format,” use the dropdown to select your desired report format.
7. Click the “Run Report” button in the bottom-right corner of the window.
8. A “Download” button will appear. Click it to open a new tab with a PDF of your customized report.
9. Download and enjoy your personalized municipal report!

For questions please contact Jihong Chen at chenj@browardmpo.org or (954) 876-0066.

Funding Legend

Fund Code	Fund Code Description	Funding Source
ACBR	ADVANCE CONSTRUCTION (BRT)	Federal
ACBZ	ADVANCE CONSTRUCTION (BRTZ)	Federal
ACFP	AC FREIGHT PROG (NFP)	Federal
ACID	ADV CONSTRUCTION SAFETY (HSID)	Federal
ACNP	ADVANCE CONSTRUCTION NHPP	Federal
ACNR	AC NAT HWY PERFORM RESURFACING	Federal
ACPR	AC - PROTECT GRANT PGM	Federal
ACSA	ADVANCE CONSTRUCTION (SA)	Federal
ACSS	ADVANCE CONSTRUCTION (SS, HSP)	Federal
ACSU	ADVANCE CONSTRUCTION (SU)	Federal
BNIR	INTRASTATE R/W & BRIDGE BONDS	R/W and Bridge Bonds
BRRP	STATE BRIDGE REPAIR & REHAB	State 100%
CD23	CONGRESS GF EARMARKS HIP 2023	Federal Earmark
CD24	CONGRESS GF EARMARKS HIP 2024	Federal Earmark
CIGP	COUNTY INCENTIVE GRANT PROGRAM	State 100%
CM	CONGESTION MITIGATION - AQ	Federal
D	UNRESTRICTED STATE PRIMARY	State 100%
DC	STATE PRIMARY PE CONSULTANTS	State 100%
DDR	DISTRICT DEDICATED REVENUE	State 100%
DEM	ENVIRONMENTAL MITIGATION	State 100%
DI	ST. - S/W INTER/INTRASTATE HWY	State 100%
DIH	STATE IN-HOUSE PRODUCT SUPPORT	State 100%
DIOH	STATE 100% - OVERHEAD	State 100%
DIS	STRATEGIC INTERMODAL SYSTEM	State 100%
DITS	STATEWIDE ITS - STATE 100%.	State 100%
DL	LOCAL FUNDS - PTO - BUDGETED	Local

Fund Code	Fund Code Description	Funding Source
DPTO	STATE - PTO	State 100%
DRA	REST AREAS - STATE 100%	State 100%
DS	STATE PRIMARY HIGHWAYS & PTO	State 100%
DSB2	EVERGLADES PKY/ALLIGATOR ALLEY	Toll/Turnpike
DSBD	I-95 EXPRESS LANES	Toll/Turnpike
DSBF	I-595	Toll/Turnpike
DSBG	I-75 ML TOLL CAP IMPROVEMENT	Toll/Turnpike
DSPC	SERVICE PATROL CONTRACT	State 100%
FAA	FEDERAL AVIATION ADMIN	Federal
FTA	FEDERAL TRANSIT ADMINISTRATION	Federal
FTAT	FHWA TRANSFER TO FTA (NON-BUD)	Federal Earmark
GFBR	GEN FUND BRIDGE REPAIR/REPLACE	Federal
GFBZ	GENERAL FUND BRIDGE OFF-SYSTEM	Federal
GFNP	NP FEDERAL RELIEF GENERAL FUND	Federal
GFSA	GF STPBG ANY AREA	Federal
GFSU	GF STPBG >200 (URBAN)	Federal
GMR	GROWTH MANAGEMENT FOR SIS	State 100%
HSP	SAFETY (HIWAY SAFETY PROGRAM)	Federal
IM	INTERSTATE MAINTENANCE	Federal
LF	LOCAL FUNDS	Local
NFP	NATIONAL FREIGHT PROGRAM	Federal
NHPP	IM, BRDG REPL, NATNL HWY-MAP21	Federal
NHTS	NATIONAL HWY TRAFFIC SAFETY	Federal
NSTP	NEW STARTS TRANSIT PROGRAM	State 100%
NSWR	2015 SB2514A-NEW STARTS TRANST	State 100%
PKBD	TURNPIKE MASTER BOND FUND	Toll/Turnpike
PKED	2012 SB1998-TURNPIKE FEEDER RD	State 100%
PKLF	LOCAL SUPPORT FOR TURNPIKE	Local
PKM1	TURNPIKE TOLL MAINTENANCE	Toll/Turnpike
PKYI	TURNPIKE IMPROVEMENT	Toll/Turnpike

Fund Code	Fund Code Description	Funding Source
PKYO	TURNPIKE TOLL COLLECTION/OPER.	Toll/Turnpike
PKYR	TURNPIKE RENEWAL & REPLACEMENT	Toll/Turnpike
PL	METRO PLAN (85% FA; 15% OTHER)	Federal
PORT	SEAPORTS	State 100%
PROT	PROTECT GRANT PROGRAM	Federal
REPE	REPURPOSED FEDERAL EARMARKS	Federal Earmark
RHH	RAIL HIGHWAY X-INGS - HAZARD	Federal
SA	STP, ANY AREA	Federal
SIB1	STATE INFRASTRUCTURE BANK	SIB
SIWR	2015 SB2514A-STRATEGIC INT SYS	State 100%
SPN	PROCEED FROM SPONSOR AGREEMENT	State 100%
STED	2012 SB1998-STRATEGIC ECON COR	State 100%
SU	STP, URBAN AREAS > 200K	Federal
TALT	TRANSPORTATION ALTS- ANY AREA	Federal
TALU	TRANSPORTATION ALTS- >200K	Federal
TDTF	TRANS DISADV -TRUST FUND	State 100%
TDTF/TDDR	TRANS DISADV -TRUST FUND/DDR USE	State 100%
TM02	EVERGLADES PARKWAY	Toll/Turnpike
TMBD	I-95 EXPRESS LANES	Toll/Turnpike
TMBG	I-75 ML TOLL MAINTENANCE	Toll/Turnpike
TO02	EVERGLADES PARKWAY	Toll/Turnpike
TO10	SAWGRASS EXPRESSWAY	Toll/Turnpike
TOBD	I-95 EXPRESS LANES	Toll/Turnpike
TOBF	I-595	Toll/Turnpike
TOBG	I-75 ML TOLL OPERATIONS	Toll/Turnpike
TRIP	TRANS REGIONAL INCENTIVE PROGM	State 100%
TRWR	2015 SB2514A-TRAN REG INCT PRG	State 100%

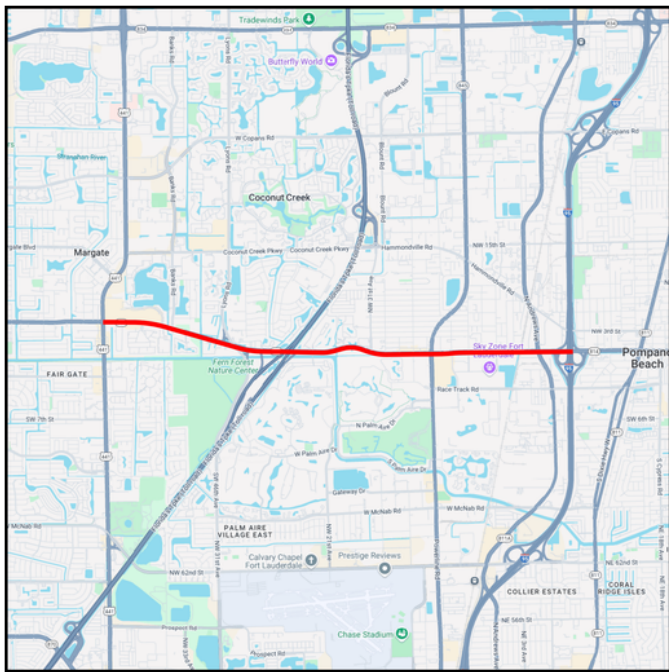
Phase Code Legend

Phase Abbreviation	Phase Group
ADM	ADMINISTRATION
CAP	CAPITAL
CST	CONSTRUCTION
DSB	DESIGN BUILD
ENV	ENVIRONMENTAL
FLOAT	Floating Funds
INC	CONTRACT INCENTIVES
MNT	BRDG/RDWY/CONTRACT MAINT
OPS	OPERATIONS
PDE	P D & E
PE	PRELIMINARY ENGINEERING
PLN	PLANNING
ROW	RIGHT OF WAY
RPY	REPAYMENTS
RRU	RAILROAD & UTILITIES

Section 1 - HIGHWAYS

4441191 - SR-814/ATLANTIC BLVD FROM SR-7/US-441 TO SR-9/I-95

Non-SIS



Type of Work:		ATMS - ARTERIAL TRAFFIC MGMT		Length:		4.067	
Lead Agency:		MANAGED BY FDOT		MTP ID/Pg.:		TI175	
Phase	Fund Source	2026	2027	2028	2029	2030	Total
CST	DDR	0	2,942,228	0	0	0	2,942,228
CST	DIH	0	108,668	0	0	0	108,668
CST	SU	0	2,716,710	0	0	0	2,716,710
Total		0	5,767,606	0	0	0	5,767,606

Prior Cost <2026: 426,809

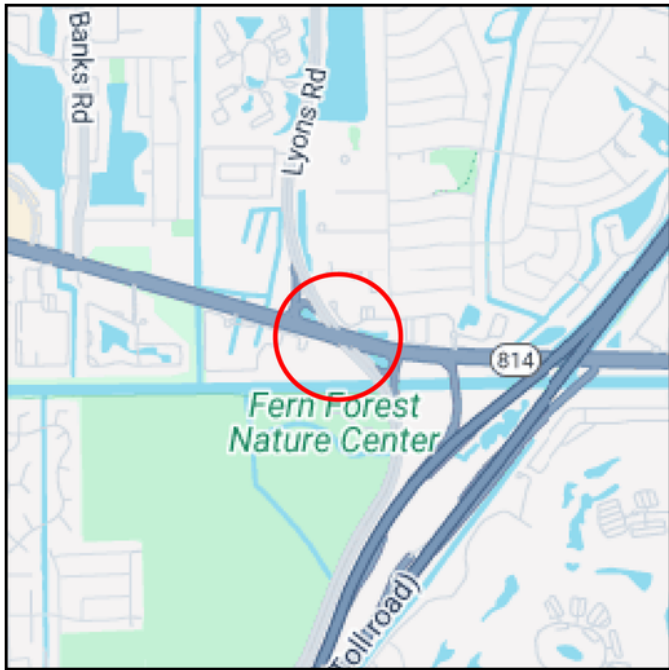
Future Cost >2031: 0

Total Project Cost: 6,194,415

Project Description: 2021 MPO TSM&O/SAFETY PRIORITY# 2

4475501 - SR-814/ATLANTIC BLVD AT LYONS ROAD

Non-SIS



Type of Work:		INTERSECTION IMPROVEMENT			Length:		0.436	
Lead Agency:		MANAGED BY FDOT			MTP ID/Pg.:		TI045	
Phase	Fund Source	2026	2027	2028	2029	2030	Total	
CST	ACSS	1,103,669	0	0	0	0	1,103,669	
Total		1,103,669	0	0	0	0	1,103,669	

Prior Cost <2026:

615,928

Future Cost >2031:

0

Total Project Cost:

1,719,597

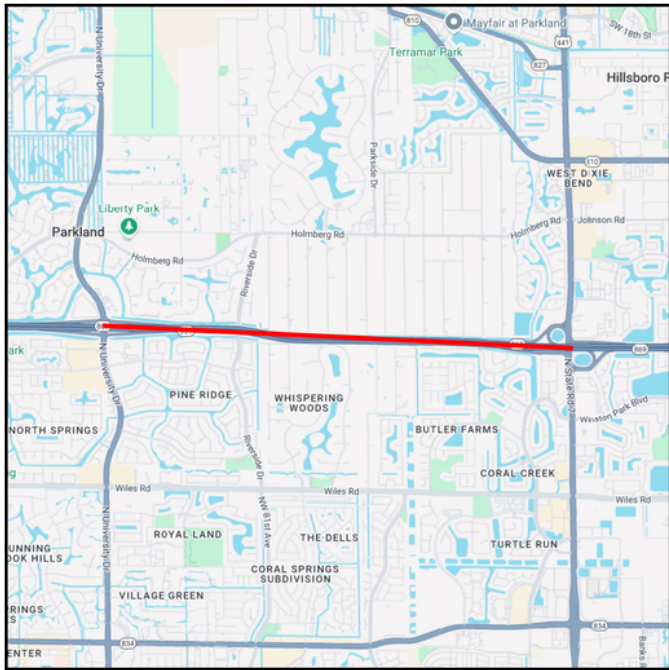
Project Description:

B/C RATIO = 4.8 NPV 11,370,186 SHSP EMPHASIS AREA (S) INTERSECTION CRASHES. INSTALL SIGNAL AHEAD SIGNS WITH FLASHING BEACONS FACING NORTHBOUND TRAFFIC ON LYONS ROAD ADD FLASHING BEACONS ON THE EXISTING SIGNAL AHEAD SIGN FACING WESTBOUND TRAFFIC ON SR814. INSTALL ADDITIONAL SIGNAL HEADS SO THAT EACH THROUGH LANE HAS A SIGNAL HEAD;(SEE WP45)

Section 2 - TURNPIKE

4354615 - WIDEN SAWGRASS (SR 869) UNIVERSITY DR TO SR7 (MP 14.8-18.4)(6TO10 LNS)

SIS



Type of Work:ADD LANES & RECONSTRUCT

Lead Agency:MANAGED BY FDOT

Length:5.421

MTP ID/Pg.:TI312

Phase	Fund Source	2026	2027	2028	2029	2030	Total
CST	PKYI	0	161,491,157	0	0	30,000	161,521,157
CST	PKLF	0	1,110,872	0	0	0	1,110,872
ENV	PKYI	199,000	25,000	0	0	0	224,000
RRU	PKYI	0	90,000	0	0	0	90,000
Total		199,000	162,717,029	0	0	30,000	162,946,029

Prior Cost <2026:1,509,954

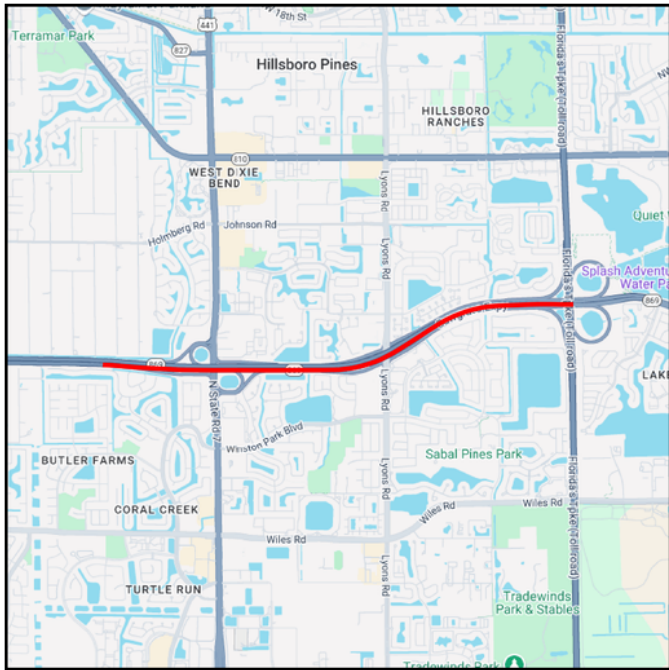
Future Cost >2031:3,000,000

Total Project Cost:167,455,983

Project Description:

4372241 - WIDEN SAWGRASS(SR869) FROM SR7 TO E OF TPK(SR91)(MP18-21.3)(6TO10 LNS)

SIS



Type of Work:

ADD LANES & RECONSTRUCT

Length: 3.0

Lead Agency:

MANAGED BY FDOT

MTP ID/Pg.: TI318

Phase	Fund Source	2026	2027	2028	2029	2030	Total
PE	PKYI	1,200,000	0	0	0	0	1,200,000
ENV	PKYI	0	250,000	0	0	0	250,000
Total		1,200,000	250,000	0	0	0	1,450,000

Prior Cost <2026: 17,441,142

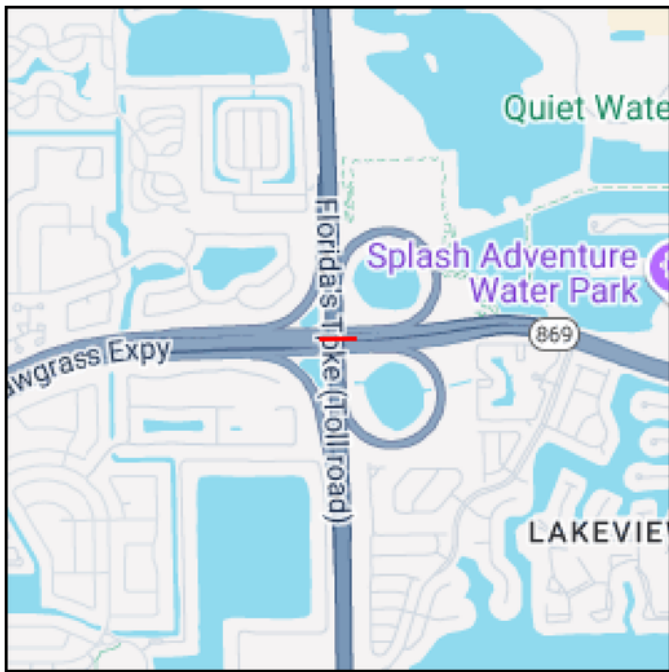
Future Cost >2031: 546,214,919

Total Project Cost: 565,106,061

Project Description:

4372244 - NEW RAMP FROM SAWGRASS (SR 869) EB LANES TO TPK (SR91) NB LANES

SIS



Type of Work:		INTERCHANGE RAMP (NEW)		Length:		1.583	
Lead Agency:		MANAGED BY FDOT		MTP ID/Pg.:		PG112	
Phase	Fund Source	2026	2027	2028	2029	2030	Total
PE	PKYI	2,400,000	0	0	0	0	2,400,000
Total		2,400,000	0	0	0	0	2,400,000

Prior Cost <2026: 9,197

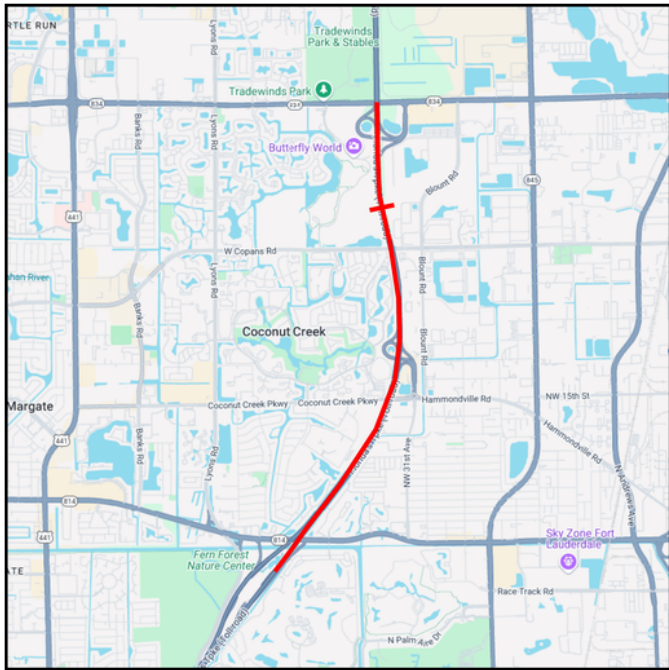
Future Cost >2031: 0

Total Project Cost: 2,409,197

Project Description:

4520771 - WIDEN TPK (SR91) ATLANTIC BLVD TO N OF SAMPLE RD (MP 66-69)

SIS



Type of Work:ADD LANES & RECONSTRUCT

Lead Agency:MANAGED BY FDOT

Length:3.032

MTP ID/Pg.:TI329

Phase	Fund Source	2026	2027	2028	2029	2030	Total
PE	PKYI	23,000,000	0	0	0	0	23,000,000
Total		23,000,000	0	0	0	0	23,000,000

Prior Cost <2026:19,055

Future Cost >2031:13,490,000

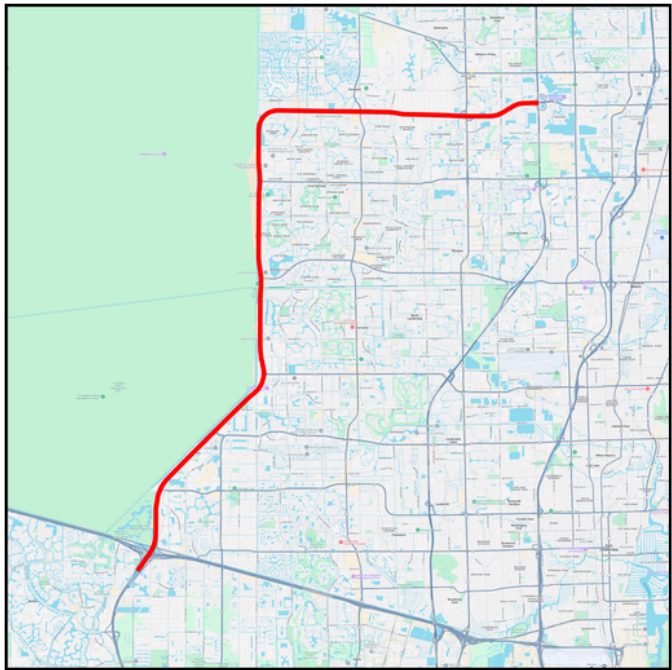
Total Project Cost:36,509,055

Project Description:

Section 9 - Maintenance

4367295 - HIGHWAY LIGHTING - SAWGRASS XWAY (SR 869)

Non-SIS



Type of Work:		LIGHTING		Length:		0.0	
Lead Agency:		MANAGED BY FDOT		MTP ID/Pg.:		PG268	
Phase	Fund Source	2026	2027	2028	2029	2030	Total
MNT	PKM1	220,000	220,000	220,000	220,000	220,000	1,100,000
Total		220,000	220,000	220,000	220,000	220,000	1,100,000

Prior Cost <2026: 1,746,433

Future Cost >2031: 0

Total Project Cost: 2,846,433

Project Description: