



Municipal Surtax Services Update

January 9, 2020

Kerrie MacNeil

Municipal Surtax Services

Project Manager

Transportation Surtax Overview

June 2018: Broward County Commission enacted the Transportation Surtax Ordinance



November 2018: County voters approved one cent sales surtax which took effect on January 1, 2019



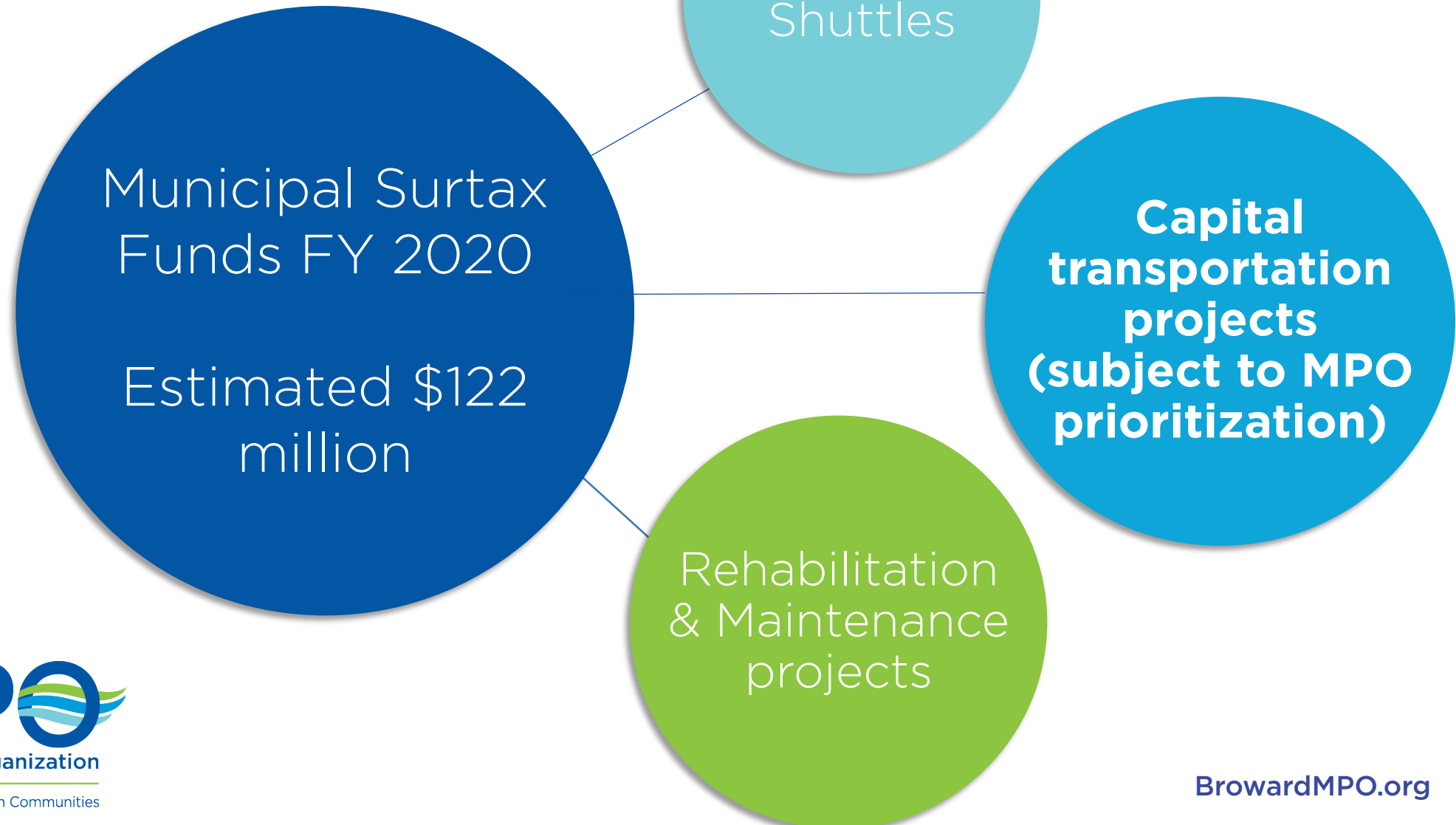
March 2019: 1st distribution of surtax revenues received by the County from the Dept. of Revenue (pennyfortransportation.com)

Surtax Revenue Forecasts

Office of Management and Budget Forecast					
Forecast Source	FY2020	FY2021	FY2022	FY2023	FY2024
OMB/State	\$370.5M	\$380.5M	\$390.7M	\$401.3M	\$412.1M
Original Plan (rounded)	\$357.4M	\$367M	\$377M	\$387.1M	\$387.6M
Difference	\$13.1M	\$13.5M	\$13.7M	\$14.2M	\$24.5M

Source: September 2019 Oversight Board meeting

Municipal Surtax Projects Funding Expected in 2020



Broward MPO's Municipal Surtax Role

- Pursuant to the 1st Amendment to the Interlocal Agreement (ILA), municipal rehabilitation and maintenance projects will **not** be subject to MPO prioritization

709 total municipal projects – **203** maintenance/rehabilitation projects

=

506 municipal capital projects

Broward MPO's Municipal Surtax Role



Review





















Rank

Program
(*Prioritize*)

Cycle 1
(FY 2020)
March 1st











Project Ranking Criteria and Point Distribution



Criteria	Alleviate Congestion	Enhance Connectivity	Community Emphasis	Interlocal Agreement	CSLIP	Points
Employment / Population Density						High
Access / Support to Transit Service						
Incident Delay						
Roadway Level of Service						Medium
Connection to existing facilities						
Resiliency						Low
Equity						
Project Performance						TBD

Work Mix - Points Distribution

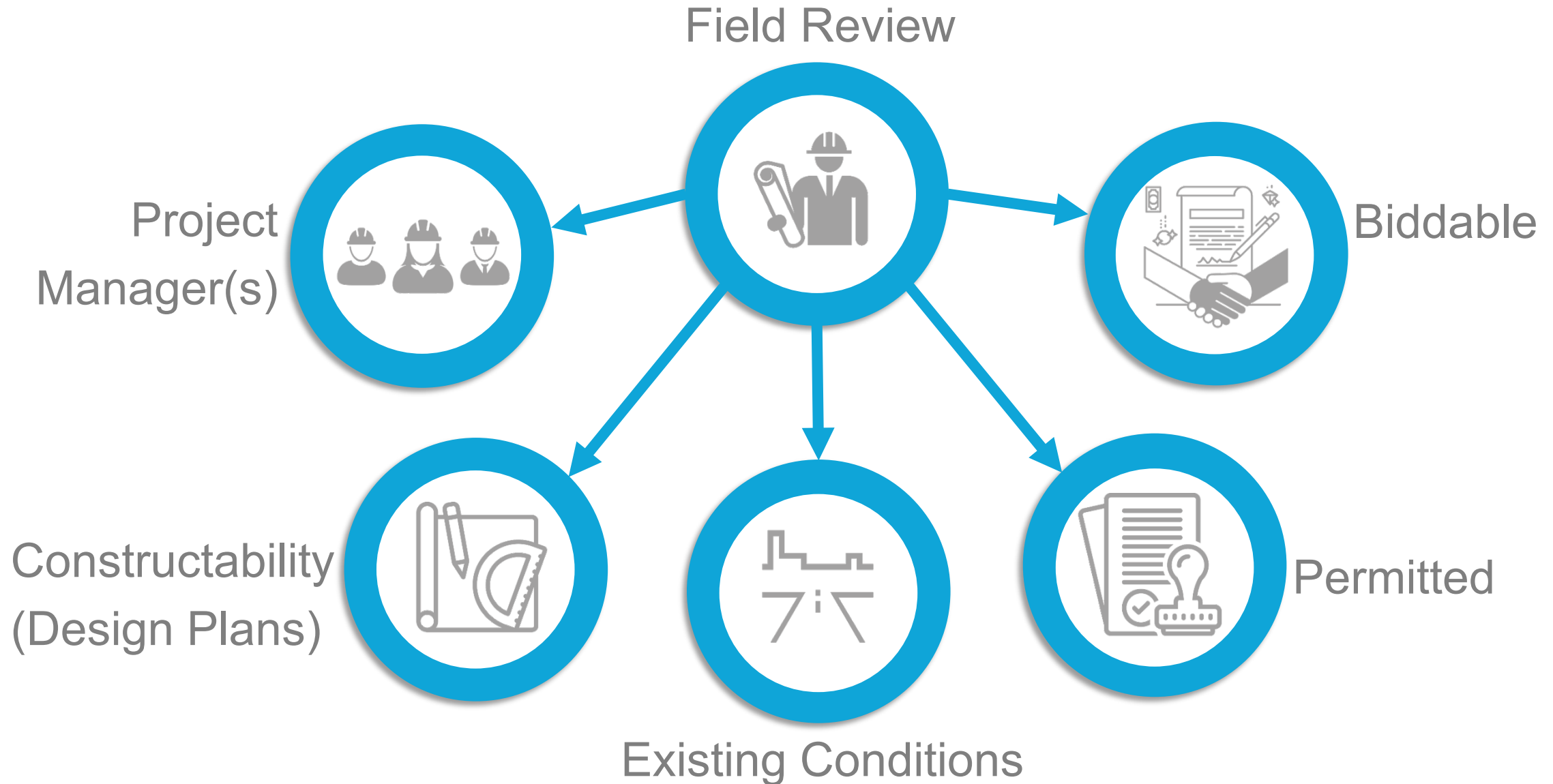
Work Mix	Points
Capacity Increase / Widening / Bridge	High
Sidewalk / Greenways / Bike Paths / Lighting	
Transit Routing	
Intersection Improvements / Traffic calming	Medium
Signal Enhancements	
Landscaping / Hardscape / Signage	
Resiliency Improvements Related to Mobility	Low
Fiber	

Project / Program Readiness

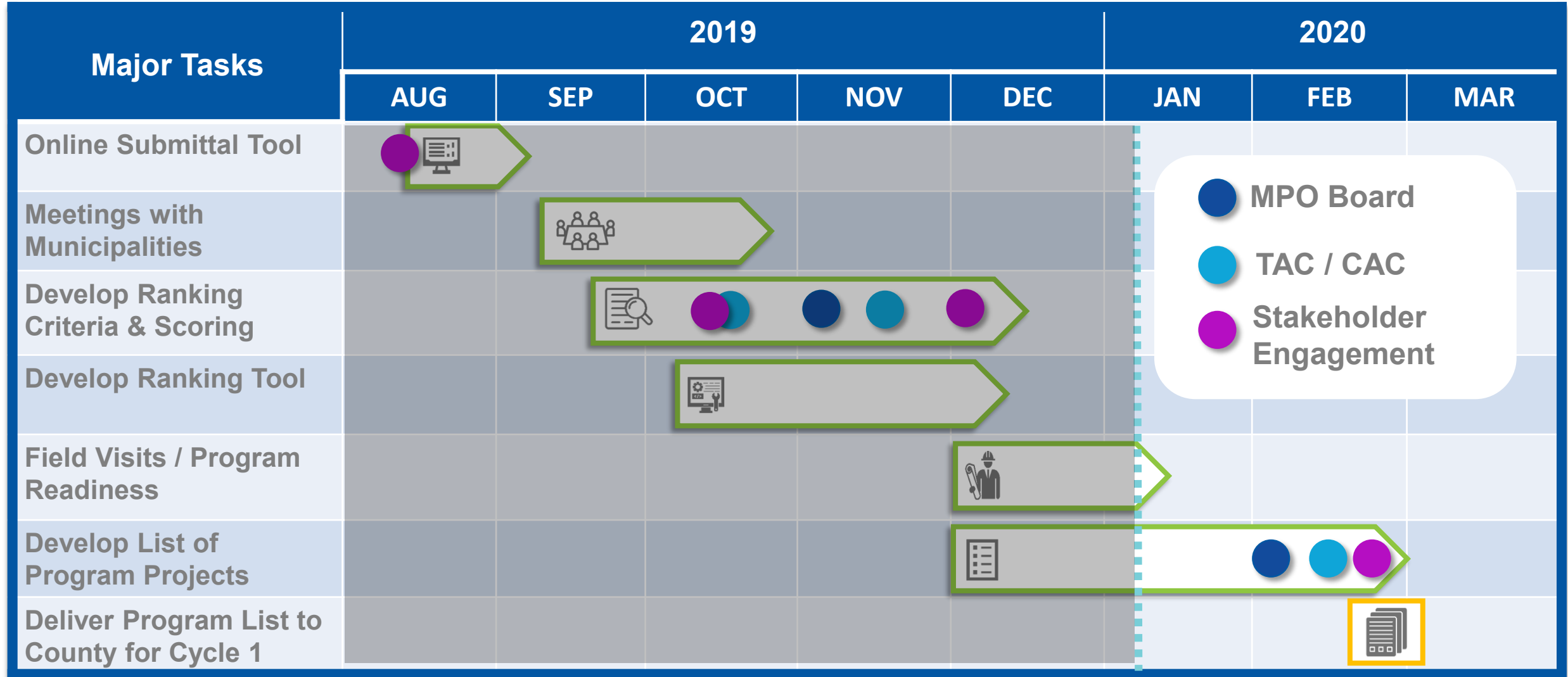
9 Project Readiness Evaluation Factors	Cycle 1 (FY '20)
Detailed Budget	
Project Timeline	
<u>Assessment of Shovel Readiness</u>	
Right-of-way Availability or Acquisition Needs	
Exact Location of Project	
Resolution of Support	N/A
Project Contact Information	
Utility Relocation Identified and Ownership	
Other Relevant Data	

 = verified
 = not verified

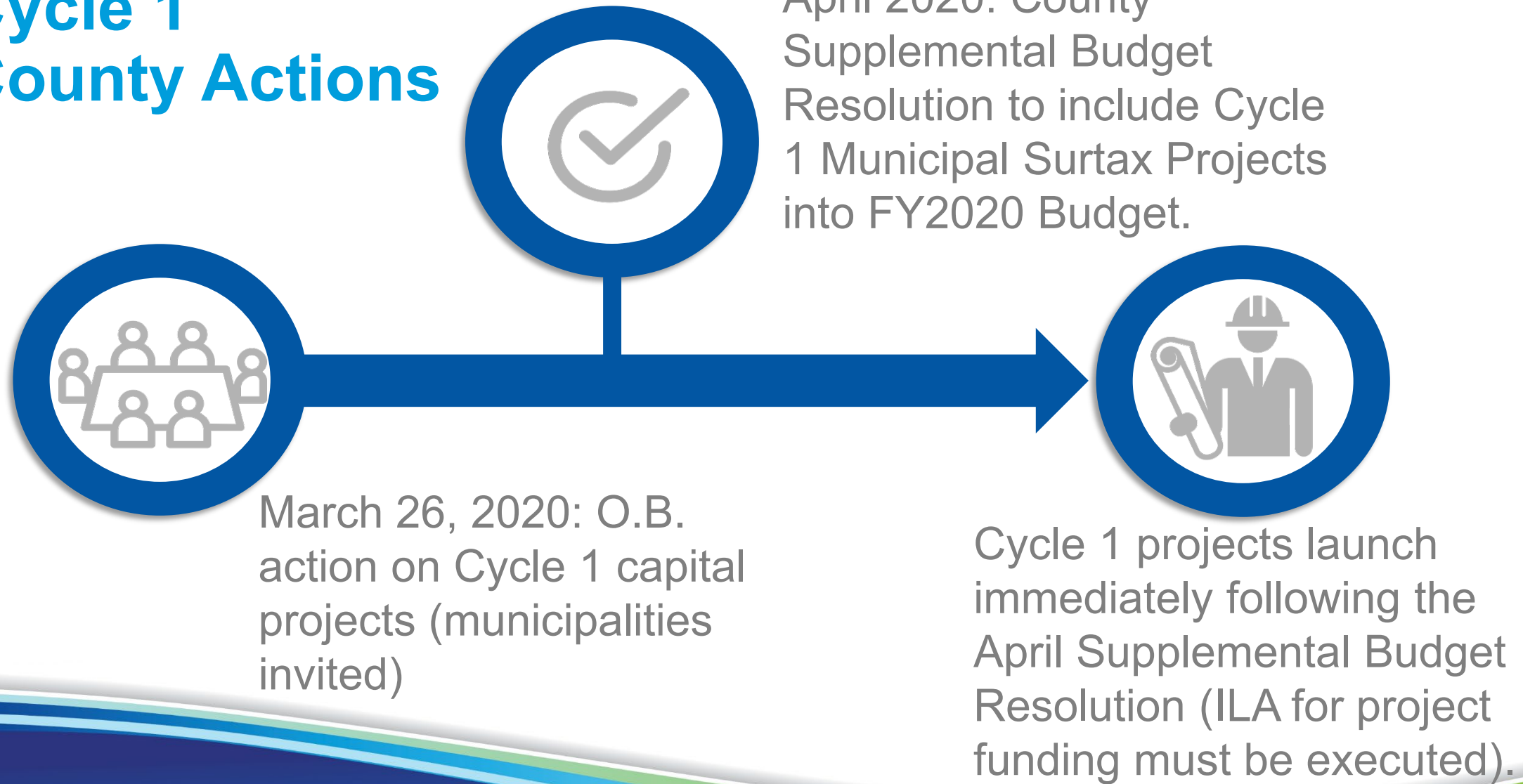
Example Assessment of “Shovel Readiness”



Draft MPO Municipal Surtax Projects Schedule – Cycle 1



Cycle 1 County Actions





**More information found
on the website:
www.browardmpo.org >
What we do > Municipal
Surtax**

Andrew Riddle

Manager of Municipal Surtax Services

Riddlea@browardmpo.org

(954) 876-0067

Kerrie MacNeil

Surtax Services Project Manager

MacNeilk@browardmpo.org

(954) 876-0072