




FISCAL YEAR
2020

MUNICIPAL SURTAX
CAPITAL PROJECTS PRIORITIES



Legend:

Project Ranking - #1-110 represent MPO Surtax Services recommendations for fiscal year 2020 and consider construction readiness and utilized “rounds” to ensure equity among municipalities. Project #111-510 have not been evaluated for funding readiness and require additional evaluation and analysis. They also include city requested “holds” and “swaps.”

Municipality – requesting / sponsor municipality.

Project Number -a unique project identifier. Projects with numbers that include “.x” reflect multi-part projects.

Project Name - provided by municipality.

Work Mix - primary type of work.

Phase - Municipality identified first phase of work (Planning, Design, Right-of-way, or Construction) required.

Fiscal Year 2020 Recommendation - indicates recommend year and phase of work being recommended. Projects identified as Rank, Swap or Hold have not been reviewed for funding readiness and require additional analysis before being recommended for funding in future fiscal years.

Surtax Plan Estimate - cost estimate provided by municipality to County when originally submitting project for inclusion in the Surtax Financial Plan.

Recommended Phase Funding - dollar amount being recommended for funding based upon the Phase required (see notes on calculations) and latest cost estimates provided by municipalities. This amount does not fully fund projects except in the case of construction phase projects.

Notes:

- (1) The Municipal Surtax Capital Projects Priorities (Fiscal Year 2020) was developed by the Broward MPO Surtax Services in partnership with the municipalities in Broward County. All project information was provided by the municipalities.
- (2) All projects were provided by Broward County and were contained in the Surtax Plan approved by the voters in November 2018.
- (3) The Municipal Surtax Capital Projects Priorities (Fiscal Year 2020), consistent with the Surtax Ordinance, the Tri-Party Interlocal Agreement, and Bi-Party Interlocal Agreement, is the output of the data-driven ranking tool utilizing the evaluation criteria, point distribution, and program readiness approach established in coordination with the municipalities.
- (4) Projects with numbers that include “.x” reflect multi-part projects.
- (5) As directed by Broward County, the following percentages are used to calculate the recommended phase funding since the projects in the Surtax Plan are assumed to be the total cost of the required phase(s) to complete the project:
 - Planning: 3% of the total cost of the project in the Surtax Plan.
 - Design: 12% of the total cost of the project in the Surtax Plan.
 - Construction (includes CEI): 85% of the total cost of the project in the Surtax Plan.
 - Right-of-way phase costs are project specific.
- (6) The Broward MPO Surtax Services selected the Cycle 1 (Fiscal Year 2020) funding goal of \$70 - \$80 million of the total \$120 million available (30-Year Surtax Financial Plan) since the County did not provide specific guidance. This goal was selected to allow for adequate funds for Community Shuttle Bus and Rehabilitation and Maintenance projects to be funded by the County.

Project Ranking	Municipality	Project Number	Project Name	Work Mix	Phase	Fiscal Year 2020 Recommendation	Surtax Plan Estimate	Recommended Phase Funding
16	Oakland Park	OAKL-099	Landscape Improvement	Landscaping, Hardscape, Signage, Lighting	Construction	YEAR 1-Construction	\$330,000	\$330,000
39	Oakland Park	OAKL-023	City-Wide Mast Arm Conversion	Signal Enhancement	Design	YEAR 1-Design	\$7,875,000	\$945,000
64	Oakland Park	OAKL-007	CSX And FEC Crossing Study	Bicycle Pedestrian Infrastructure	Planning	YEAR 1-Planning	\$150,000	\$150,000
92	Oakland Park	OAKL-025	Oakland Park Blvd Gateway	Landscaping, Hardscape, Signage, Lighting	Planning	YEAR 1-Planning	\$13,200,000	\$396,000
124	Oakland Park	OAKL-001	Prospect Road Corridor Enhancement	Bicycle Pedestrian Infrastructure	NA	SWAP	\$5,559,584	
139	Oakland Park	OAKL-008	PowerLine Road Complete Streets	Bicycle Pedestrian Infrastructure	Construction	HOLD	\$1,220,174	
147	Oakland Park	OAKL-010	Oakland Park Blvd Corridor Improvement	Signal Enhancement	Planning	RANK	\$9,112,500	
159	Oakland Park	OAKL-020	Dixie Highway Complete Streets	Bicycle Pedestrian Infrastructure	Design	RANK	\$4,687,500	
162	Oakland Park	OAKL-026	Floranada Sidewalk Network	Bicycle Pedestrian Infrastructure	Design	RANK	\$368,365	
170	Oakland Park	OAKL-005	Oakland Park Elementary School Sidewalk Network	Bicycle Pedestrian Infrastructure	Construction	HOLD	\$2,036,000	
185	Oakland Park	OAKL-015	Lloyd Estates Elementary School Safe Routes	Bicycle Pedestrian Infrastructure	Design	RANK	\$1,485,217	
195	Oakland Park	OAKL-011	Micro-Transit Circulator	Transit	Design	RANK	\$2,500,000	
200	Oakland Park	OAKL-009	Dixie Highway Landscape Improvement	Landscaping, Hardscape, Signage, Lighting	Design	RANK	\$275,000	
216	Oakland Park	OAKL-021	NE 12 Ave Corridor Improvements	Bicycle Pedestrian Infrastructure	Design	RANK	\$4,096,000	
272	Oakland Park	OAKL-012	NE 11th Avenue Corridor Improvements	Bicycle Pedestrian Infrastructure	Design	RANK	\$1,366,789	
292	Oakland Park	OAKL-016	NE 13th Avenue Sidewalk Network Improvements	Bicycle Pedestrian Infrastructure	Design	RANK	\$4,590,000	
320	Oakland Park	OAKL-024	NW 10 Ave Corridor Improvements	Bicycle Pedestrian Infrastructure	NA	SWAP	\$1,650,000	
323	Oakland Park	OAKL-003	NE 34 Ct Complete Streets	Bicycle Pedestrian Infrastructure	Design	RANK	\$2,605,200	
331	Oakland Park	OAKL-019	Central Parking Structure For Downtown Coastal Link Station	Capacity Increase, Widening	Design	RANK	\$6,500,000	
355	Oakland Park	OAKL-018	Mainstreet Drainage	Resiliency Improvements	Design	RANK	\$300,000	
384	Oakland Park	OAKL-006	Multi-Modal Mobility Plan	Bicycle Pedestrian Infrastructure	Planning	RANK	\$500,000	
396	Oakland Park	OAKL-022	North Andrews Gardens Corridor Improvements	Bicycle Pedestrian Infrastructure	Planning	RANK	\$7,604,532	



Notes:

- (1) The Municipal Surtax Capital Projects Priorities (Fiscal Year 2020) was developed by the Broward MPO Surtax Services in partnership with the municipalities in Broward County. All project information was provided by the municipalities.
- (2) All projects were provided by Broward County and were contained in the Surtax Plan approved by the voters in November 2018.
- (3) The Municipal Surtax Capital Projects Priorities (Fiscal Year 2020), consistent with the Surtax Ordinance, the Tri-Party Interlocal Agreement, and Bi-Party Interlocal Agreement, is the output of the data-driven ranking tool utilizing the evaluation criteria, point distribution, and program readiness approach established in coordination with the municipalities.
- (4) Projects with numbers that include ".x" reflect multi-part projects.
- (5) As directed by Broward County, the following percentages are used to calculate the recommended phase funding since the projects in the Surtax Plan are assumed to be the total cost of the required phase(s) to complete the project:
 - Planning: 3% of the total cost of the project in the Surtax Plan.
 - Design: 12% of the total cost of the project in the Surtax Plan.
 - Construction (includes CEI): 85% of the total cost of the project in the Surtax Plan.
 - Right-of-way phase costs are project specific.
- (6) The Broward MPO Surtax Services selected the Cycle 1 (Fiscal Year 2020) funding goal of \$70 - \$80 million of the total \$120 million available (30-Year Surtax Financial Plan) since the County did not provide specific guidance. This goal was selected to allow for adequate funds for Community Shuttle Bus and Rehabilitation and Maintenance projects to be funded by the County.

RANK Projects requested by municipalities to be ranked for funding.
HOLD Projects requested by municipalities to be put on hold from funding for various reasons.
SWAP Projects requested by municipalities to be swapped out in February 2021.
YEAR 1 Projects that are recommended for funding in Fiscal Year 2020.



Municipality	Oakland Park
Project ID	OAKL-099
Project Name	Landscape Improvement
From Location	NW 31 Avenue
To Location	NW 21 Avenue
Work Mix	Landscaping, Hardscape, Signage, Lighting
Phase	Construction
Fiscal Year 2020 Recommendation	YEAR 1 - Construction
Recommended Phase Funding	\$330,000
City Submitted Information	

Project Description
Oakland Park Blvd West Landscape Improvements on the median of Oakland Park Blvd from NW 31 Ave to NE 21st Ave

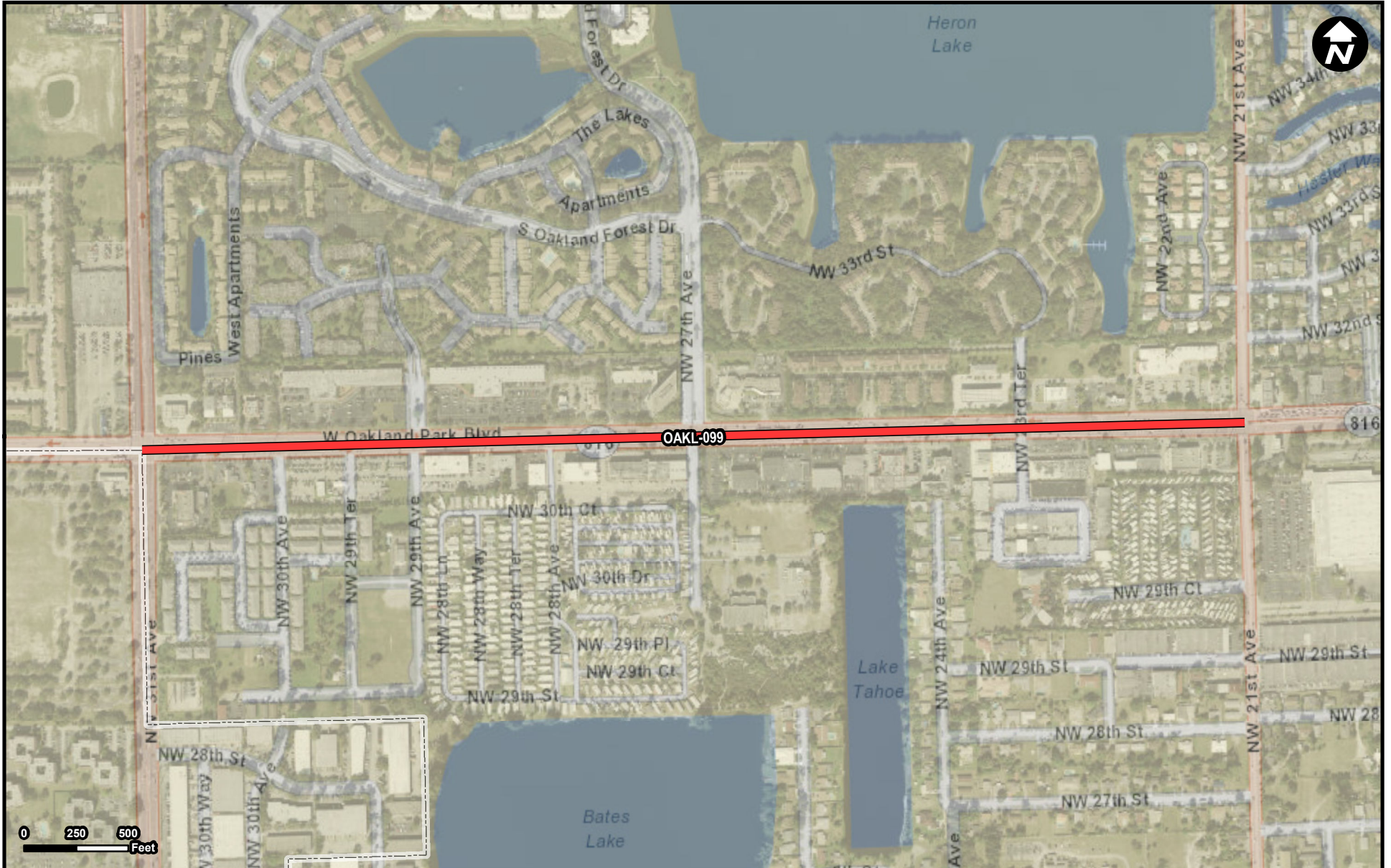
Project Scope

Project Objective




Estimated Project Cost	\$330,000
Project Type	Other
Primary Work Mix	
Secondary Work Mix	
Has design been completed?	
If Design completed, what percent?	
Is right-of-way required?	No
Has right-of-way/utility relocation coordination occurred?	
Point of Contact - First Name	Jennifer
Point of Contact - Last Name	Frastai
Point of Contact - Phone	954-630-4218
Point of Contact - Email	jenniferf@oaklandparkfl.gov
Construction Readiness Review	
Detailed budget provided?	Yes
Project timeline provided?	Yes
Is the project ready to submit for permits?	Yes

Readiness Review Comments:
The City provided plans and a detailed cost estimate for the proposed improvements and are awaiting the outcome of the surtax funding prior to bidding the project. Project entails landscape improvements along Oakland Park Boulevard all within public ROW. The City provided detailed plans and a cost estimate for the improvements. The cost estimate is in line with current industry pricing.

The Municipal Surtax Capital Project Overview was prepared by the Broward MPO in partnership with the municipalities in Broward County. All project information was provided by the municipalities. Projects were provided by Broward County and were contained in the Surtax Plan approved by the voters in November 2018. Project review comments were based on the information provided by the municipalities.



Legend

-  OAKL-099
-  Municipality
-  Unincorporated

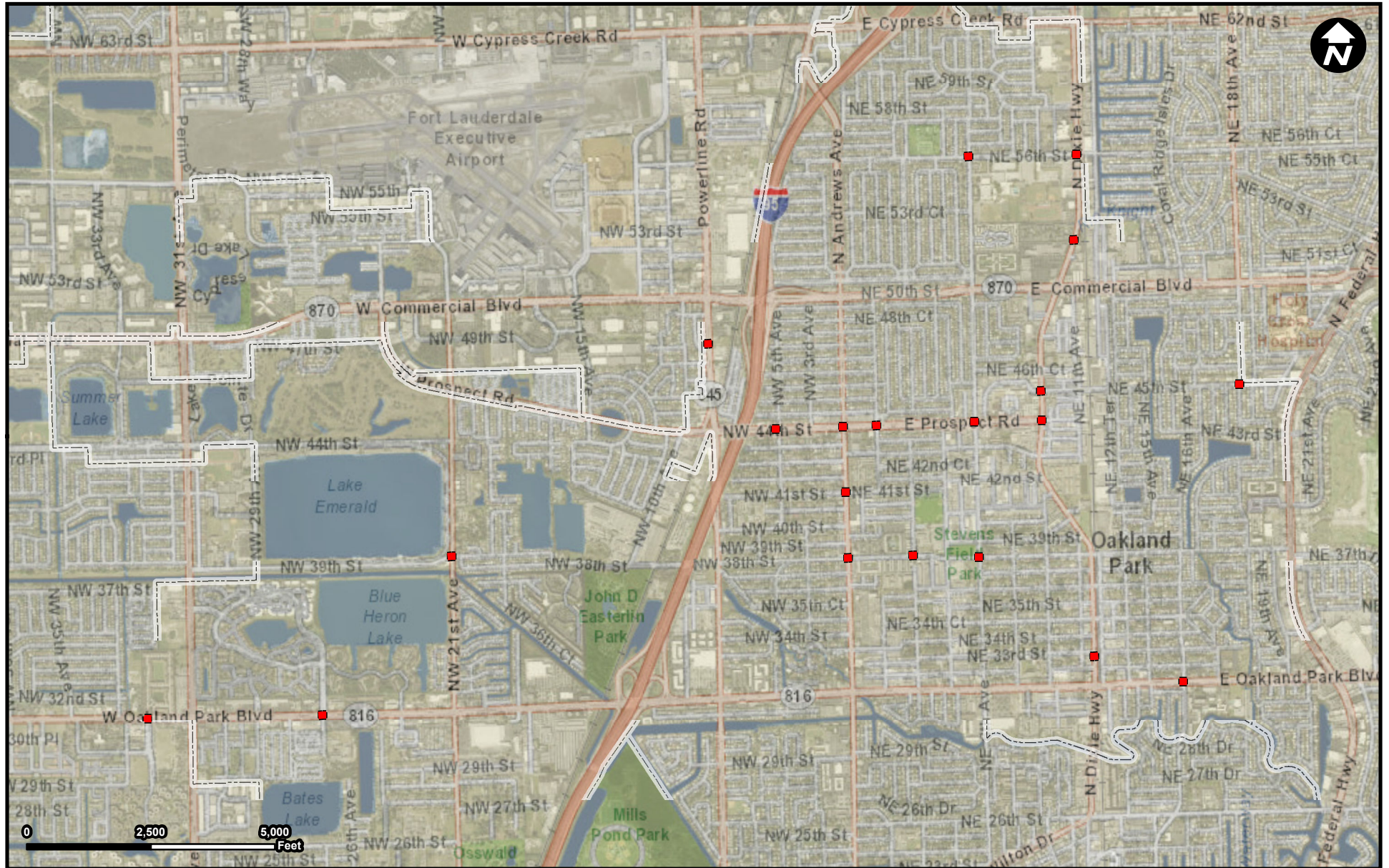
Municipality: Oakland Park

FROM: NW 31 Avenue
TO: NW 21 Avenue




Note: The Municipal Surtax Capital Project Map was prepared by the Broward MPO Surtax Services. The project location information was provided by the municipality.

Municipality	Oakland Park
Project ID	OAKL-023
Project Name	City-wide Mast Arm Conversion
From Location	
To Location	
Work Mix	Signal Enhancement
Phase	Design
Fiscal Year 2020 Recommendation	YEAR 1 - Design
Recommended Phase Funding	\$945,000
City Submitted Information	
Project Description	20 signalized intersections throughout the City
	20 signalized intersections throughout the City
Project Scope	
Project Objective	The conversion of all traffic signals from traditional signal mounting to mast arms is vital for South Florida cities given the susceptibility to major storm events; more specifically, hurricanes.
Estimated Project Cost	\$7,875,000
Project Type	Traffic Signal
Primary Work Mix	Traffic Signals
Secondary Work Mix	Safety Project
Has design been completed?	No
If Design completed, what percent?	
Is right-of-way required?	No
Has right-of-way/utility relocation coordination occurred?	
Point of Contact - First Name	Albert
Point of Contact - Last Name	Carbon
Point of Contact - Phone	954-630-4458
Point of Contact - Email	albertc@oaklandparkfl.gov

The Municipal Surtax Capital Project Overview was prepared by the Broward MPO in partnership with the municipalities in Broward County. All project information was provided by the municipalities. Projects were provided by Broward County and were contained in the Surtax Plan approved by the voters in November 2018. Project review comments were based on the information provided by the municipalities.



Legend

-  OAKL-023
-  Municipality
-  Unincorporated

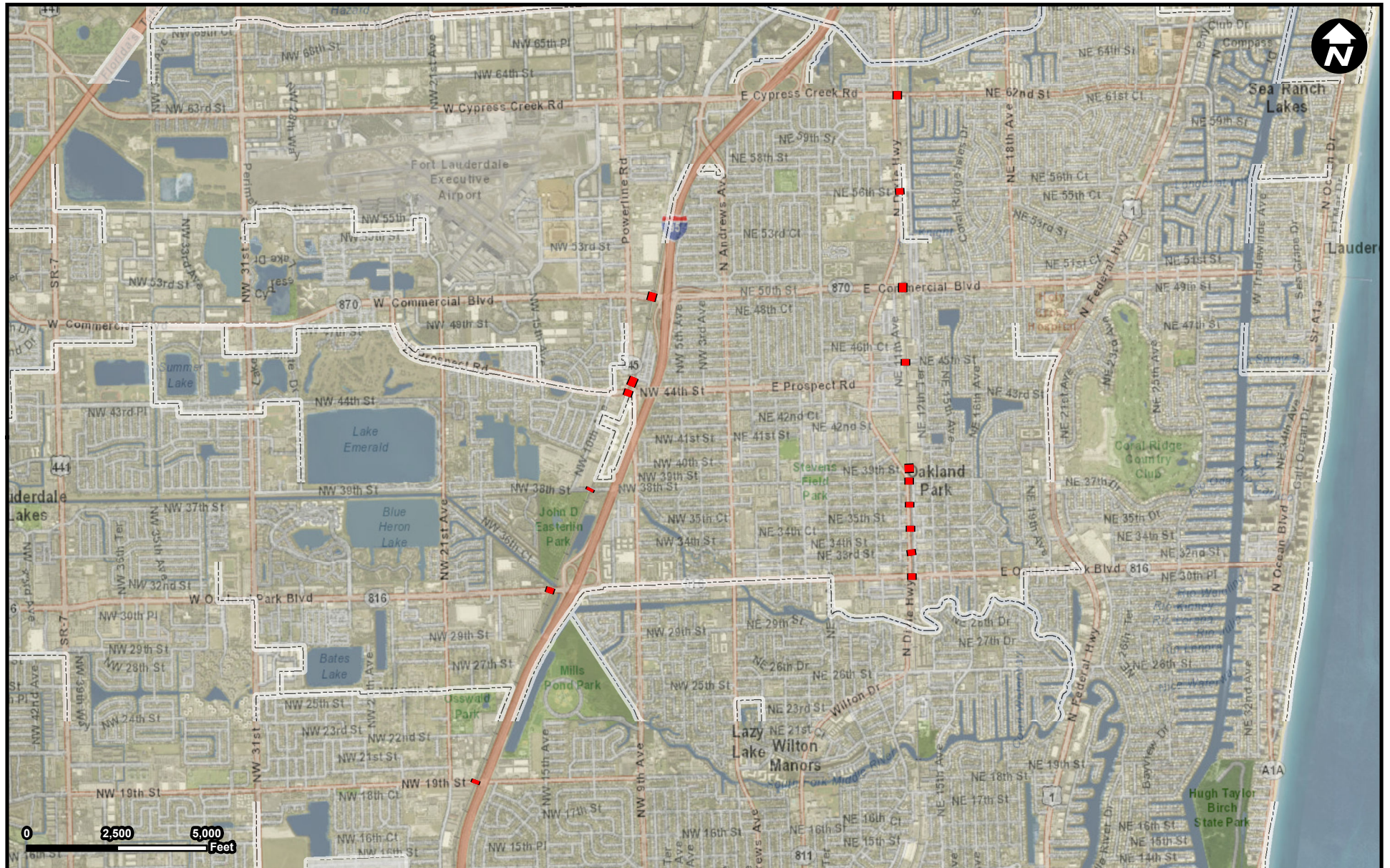
Municipality: Oakland Park

FROM:
TO:




Note: The Municipal Surtax Capital Project Map was prepared by the Broward MPO Surtax Services. The project location information was provided by the municipality.

Municipality	Oakland Park
Project ID	OAKL-007
Project Name	CSX and FEC Crossing Study
From Location	
To Location	
Work Mix	Bicycle Pedestrian Infrastructure
Phase	Planning
Fiscal Year 2020 Recommendation	YEAR 1 - Planning
Recommended Phase Funding	\$150,000
City Submitted Information	
Project Description	Study to provide recommendations for safety improvements to the CSX and FEC railway crossings.
	Study to provide recommendations for safety improvements to the CSX and FEC railway crossings.
Project Scope	
	Study to provide recommendations for safety improvements to the CSX and FEC railway crossings.
Project Objective	
Estimated Project Cost	\$150,000
Project Type	Complete Streets, Safety
Primary Work Mix	Safety Project
Secondary Work Mix	
Has design been completed?	No
If Design completed, what percent?	
Is right-of-way required?	No
Has right-of-way/utility relocation coordination occurred?	
Point of Contact - First Name	Albert
Point of Contact - Last Name	Carbon
Point of Contact - Phone	954-630-4458
Point of Contact - Email	albertc@oaklandparkfl.gov

The Municipal Surtax Capital Project Overview was prepared by the Broward MPO in partnership with the municipalities in Broward County. All project information was provided by the municipalities. Projects were provided by Broward County and were contained in the Surtax Plan approved by the voters in November 2018. Project review comments were based on the information provided by the municipalities.



Legend

-  OAKL-007
-  Municipality
-  Unincorporated

Municipality: Oakland Park

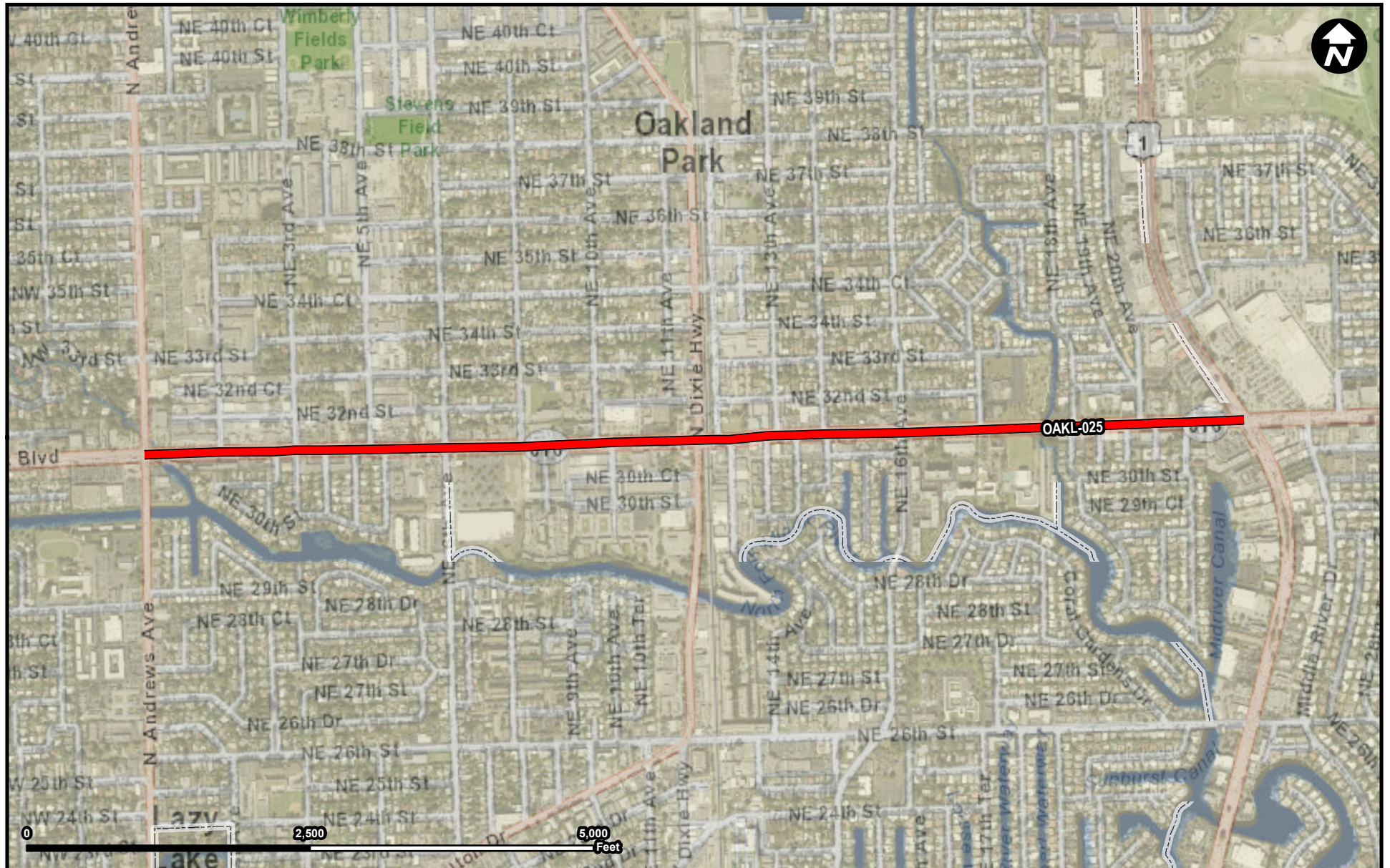
FROM:
TO:

Note: The Municipal Surtax Capital Project Map was prepared by the Broward MPO Surtax Services. The project location information was provided by the municipality.






Municipality	Oakland Park
Project ID	OAKL-025
Project Name	Oakland Park Blvd Gateway
From Location	Andrews Avenue
To Location	Federal Highway
Work Mix	Landscaping, Hardscape, Signage
Phase	Planning
Fiscal Year 2020 Recommendation	YEAR 1 - Planning
Recommended Phase Funding	\$396,000
City Submitted Information	
Project Description	Gateway Design for Oakland Park Blvd to Federal Highway. Project is in partnership with the City of Wilton Manors.
Project Scope	Gateway Design for Oakland Park Blvd to Federal Highway. Project is in partnership with the City of Wilton Manors.
Project Objective	The project aims to alleviate congestion along this designated hurricane evacuation route. Severe traffic causes problems to enter the I-95 ramps. When the train rails are down vehicles block the intersection creating dangerous conditions.
Estimated Project Cost	\$13,200,000
Project Type	Signs, Landscaping, Walls
Primary Work Mix	Transit Improvement
Secondary Work Mix	Signing/Pavement
Has design been completed?	No
If Design completed, what percent?	
Is right-of-way required?	No
Has right-of-way/utility relocation coordination occurred?	
Point of Contact - First Name	Jennifer
Point of Contact - Last Name	Frastai
Point of Contact - Phone	954-630-4477
Point of Contact - Email	jenniferf@oaklandparkfl.gov

The Municipal Surtax Capital Project Overview was prepared by the Broward MPO in partnership with the municipalities in Broward County. All project information was provided by the municipalities. Projects were provided by Broward County and were contained in the Surtax Plan approved by the voters in November 2018. Project review comments were based on the information provided by the municipalities.



Legend

-  OAKL-025
-  Municipality
-  Unincorporated

Municipality: Oakland Park

FROM: Andrews Avenue
TO: Federal Highway

Note: The Municipal Surtax Capital Project Map was prepared by the Broward MPO Surtax Services. The project location information was provided by the municipality.