



**FY 2018-2020  
FTA Overall DBE Goal**

June 22, 2017

BrowardMPO.org

## Overview

- Introduction to the Broward MPO
- FTA Overall DBE Goal
- Goal Calculation Process
- Public Comment Period



BrowardMPO.org

## Broward MPO

### Vision Statement

Our work will have measurable positive impact by ensuring transportation projects are well selected, funded and delivered.

### Mission Statement

To collaboratively plan, prioritize and fund the delivery of diverse transportation options.



BrowardMPO.org

## Our Core Products

All MPOs must produce and maintain core products to continue to receive federal and state funding.



BrowardMPO.org

## Public Participation Plan (PPP)

The PPP describes how MPOs will share information with the community, gather input on MPO core products, plans and programs, and solicit meaningful involvement with local citizens in the planning process.

The PPP is updated every four years.



## Strategic Business Plan (SBP)

The SBP represents the MPO Board's vision for the future of the Organization. It contains an active implementation process which is tied to the Unified Planning Work Program (UPWP).

The SBP is updated every two years.



\*Not required by Federal Law

## Unified Planning Work Program (UPWP)

The UPWP specifies the work of the Broward MPO and its planning partners. It contains budget details for the efforts and administration of the agency.

The UPWP is updated every two years.



## Long Range Transportation Plan (LRTP)

The LRTP represents the most important transportation needs in Broward. It is “cost feasible” based on anticipated future funding over the next 20+ years.

The LRTP is updated every five years.



## Multimodal Priorities List (MPL)

The MPL represents the order in which LRTP projects will receive funding. It is used to assign available funding, five years from now, to the highest prioritized projects.

The MPL is updated every year.



## Transportation Improvement Program (TIP)

The TIP represents projects that will receive funding over the next five years. Projects in the TIP have moved from the LRTP through the Multimodal Priorities List.

The TIP is updated every year.



## FTA Overall DBE Goal

The Broward MPO sets an overall goal for Disadvantaged Business Enterprise (DBE) participation in Federal Transit Administration (FTA)-assisted contracts.

The MPO does not set contract-specific DBE goals, but reserves the right to if the overall goal will not be otherwise met.

## FTA Overall DBE Goal

- Required by 49 CFR Part 26
- Must be updated every three years
- Goal calculation methodology due to FTA no later than August 1 (of year due)
- Methodology reviewed and approved or rejected by FTA

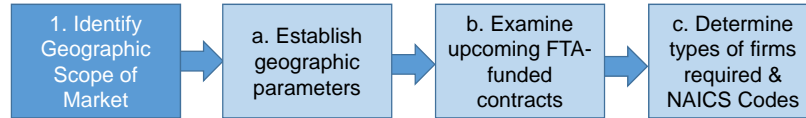
## Broward MPO DBE Program Goals

- Resolve any potential discrimination against DBEs
- Ensure a “level playing field” for DBEs to fairly compete for FTA-assisted contracts
- Improve the flexibility and efficiency of the DBE program
- Reduce burdens on small businesses

## Goal Calculation Process

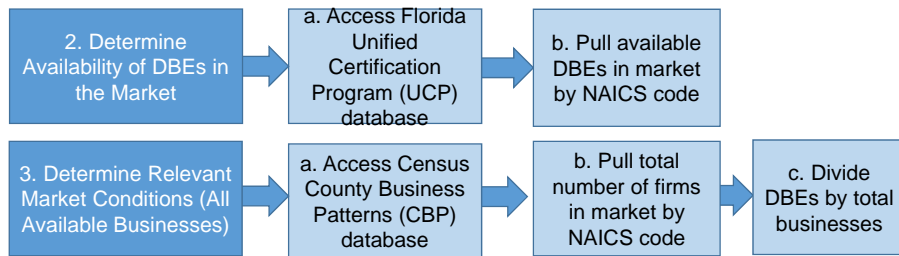
- The overall DBE goal must:
  - Be based on the availability of DBEs relative to all businesses in the market area
  - Not be simply based on:
    - The 10% national goal
    - The Broward MPO's previous overall goal, or
    - The Broward MPO's historical DBE participation (without reference to the relative availability of DBEs in the market area)
  - Include required consultation and publication

## Goal Calculation Process (Step 1)



Contracting Category	NAICS Codes
Planning/Engineering	Engineering Services <b>541320</b> Landscaping Architectural Services <b>541330</b>
Public Outreach/Relations	Public Relations <b>541820</b>
Transit/Fare Technology & Equipment	Custom Computer Programming Services <b>518210</b> Sign Manufacturing <b>339950</b> Data Processing, Hosting, and Related Services <b>541511</b>
Mobility Hubs (Design and Construction)	Water and Sewer Line and Related Structures Construction <b>237110</b> Oil and Gas Pipeline and Related Structures Construction <b>237120</b> Power and Communication Line and Related Structures Construction <b>237130</b> Highway, Street, and Bridge Construction <b>237310</b> Commercial and Institutional Building Construction <b>236220</b>

## Goal Calculation Process (Steps 2 & 3)



Contracting Category	% of Available DBEs
Planning/Engineering	3.32%
Public Outreach/Relations	6.30%
Transit/Fare Technology & Equipment: Custom Computer Programming Services	0.89%
Transit/Fare Technology & Equipment: Sign Manufacturing	0.00%
Transit/Fare Technology & Equipment: Data Processing, Hosting, and Related Services	2.15%
Mobility Hubs: Design and Construction	9.00%



## Goal Calculation Process (Step 4)

4. Determine  
"Base" DBE  
Goal

a. Contracting Opportunity (% of \$ Distribution)  
x  
% of Available DBEs  
=  
Sum is Base Goal

Contracting Category	% of Contracting Opportunities	% of Available DBEs	Result
Planning/Engineering	17.7%	3.32%	0.6%
Public Outreach/Relations	11.7%	6.30%	0.7%
Transit/Fare Technology & Equipment:			
Custom Computer Programming Services	20.8%	0.89%	0.2%
Transit Technology: Sign Manufacturing	7.0%	0.00%	0.0%
Transit Technology: Data Processing, Hosting, and Related Services	0.3%	2.15%	0.0%
Mobility Hubs: Design and Construction	42.5%	9.00%	3.8%
<b>Base DBE Goal %</b>			<b>5.3%</b>

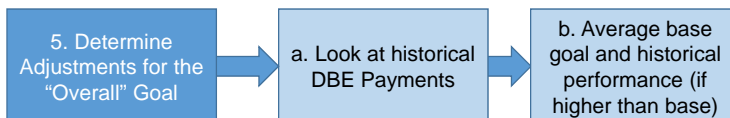
## Goal Calculation Process (Step 5)

5. Determine  
Adjustments for the  
"Overall" Goal

a. Look at historical  
DBE Payments

Contracting Category	DBE Contractor Payments	Total Contractor Payments	% DBE
Oct 01, 2013 - March 31, 2014	\$64,502	\$802,144	8.0%
Apr 01, 2014 - Sept 30, 2014	\$107,017	\$904,361	11.8%
Oct 01, 2014 - March 31, 2015	\$52,569	\$788,390	6.7%
Apr 01, 2015 - Sept 30, 2015	\$-	\$37,286	0.0%
Oct 01, 2015 - March 31, 2016	\$9,613	\$156,714	6.1%
Apr 01, 2016 - Sept 30, 2016	\$14,485	\$134,369	10.8%
Oct 01, 2016 - March 31, 2017	\$27,394	\$231,140	11.9%
<b>Total</b>	<b>\$275,580</b>	<b>\$3,054,405</b>	<b>9.0%</b>

## Goal Calculation Process (Step 5)



Base DBE Goal	Historical Participation	Adjusted Overall DBE Goal
5.3%	9.0%	7.2%

The Broward MPO's overall FTA DBE goal for FYs 2018-2020 is 7%.

The next update of the Broward MPO's DBE goal will be due to FTA by August 1, 2020.

## Public Comment Period

- 30-day public comment period\*
  - June 1-30, 2017
- Public outreach/comment activities
  - Advertisement/notice (MPO website, *Sun-Sentinel*, *South Florida Times*, and *El Sentinel* newspapers)\*
  - DBE Program email blast
  - DBE Program informational flyer
  - DBE direct consultation activity (this webinar)\*

\*required under 49 CFR Part 26

## Public Comment Period (cont'd)

- Tamarac Chamber of Commerce event (June 1)
- Deerfield Beach Chamber of Commerce event (June 1)
- Fort Lauderdale Community Redevelopment Agency "Funding For Your Business" Meeting (June 9)
- Pembroke Pines Chamber of Commerce event (June 13)
- Westin Chamber of Commerce event (June 20)
- US DOT Small Business Roundtable/DBE Program Meeting at the Broward MPO (June 28)

## DBE Program Assessment Survey

- Survey link online through June 30:

<https://www.surveymonkey.com/r/BrowardMPODBESurvey>

Broward MPO → Working with the MPO → Title VI/DBE

## Questions?

For more information please contact:

Chris Ryan, DBE Coordinator

(954) 876-0036 Direct

[ryanc@browardmpo.org](mailto:ryanc@browardmpo.org)