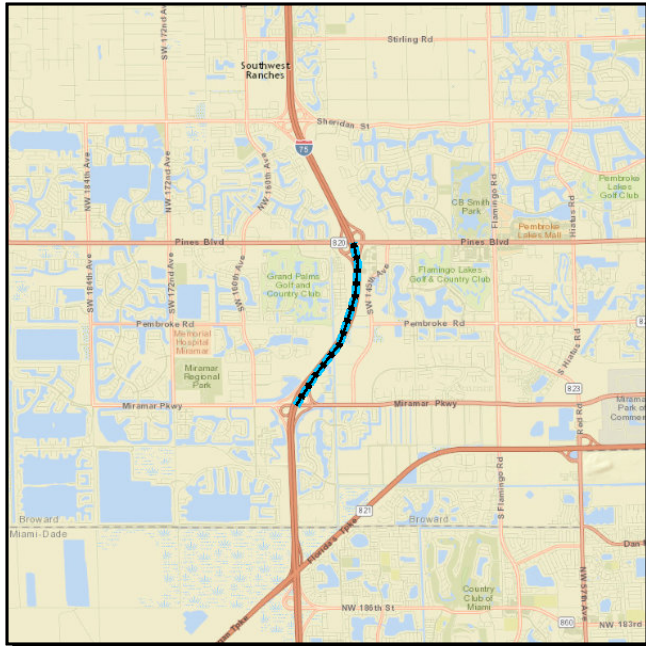


4151521 SR-93/I-75 INTERCHNG @SR-820 PINES BLVD F N OF MIRAMAR PKWY T N OF PIN SIS



Work Summary: INTERCHANGE IMPROVEMENT

From:

To:

Lead Agency: MANAGED BY FDOT

Length: .650

LRTP #: Pg. 47

Phase	Fund Source	2019	2020	2021	2022	2023	Total
PE	ACFP	5,550,155	0	0	0	0	5,550,155
Total		5,550,155	0	0	0	0	5,550,155

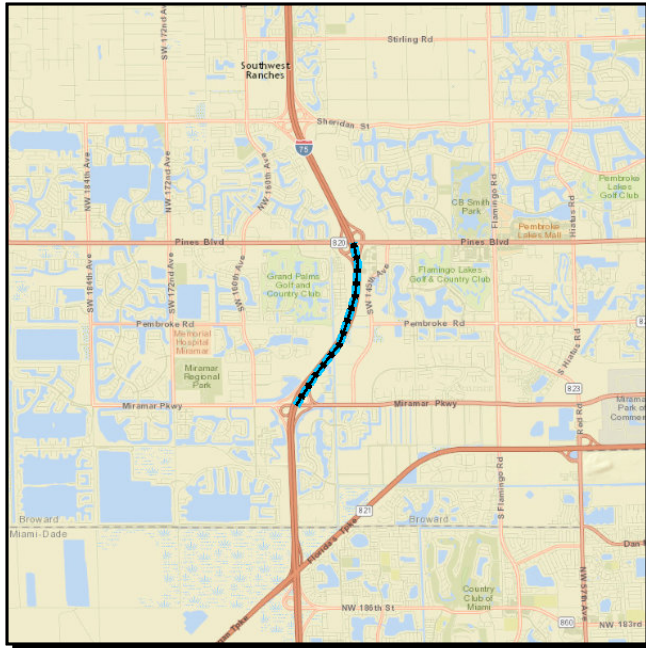
Prior Year Cost:

Future Year Cost: 69,073,537

Total Project Cost: 74,623,692

Project Description: NEPA UNDER 419343-1 PD&E STUDY UNDER 419343-1

4151521 SR-93/I-75 INTERCHNG @SR-820 PINES BLVD F N OF MIRAMAR PKWY T N OF PIN SIS



Work Summary: INTERCHANGE IMPROVEMENT

From:

To:

Lead Agency: MANAGED BY FDOT

Length: .650

LRTP #: Pg. 47

Phase	Fund Source	2019	2020	2021	2022	2023	Total
RRU	ACFP	50,000	0	0	0	0	50,000
PE	ACFP	5,550,155	0	0	0	0	5,550,155
Total		5,600,155	0	0	0	0	5,600,155

Prior Year Cost:

Future Year Cost: 69,073,537

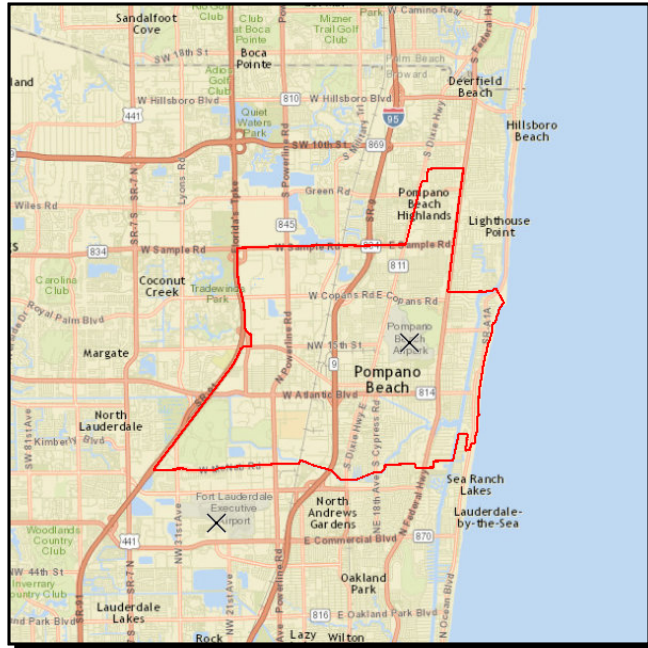
Total Project Cost: 74,673,692

Project Description: NEPA UNDER 419343-1 PD&E STUDY UNDER 419343-1

4377851

POMPANO BEACH MOBILITY SIDEWALKS

Non-SIS



Work Summary: BIKE LANE/SIDEWALK **From:**
To:
Lead Agency: MANAGED BY FDOT **Length:** 1.483
LRTP #: pg. 7

Phase	Fund Source	2019	2020	2021	2022	2023	Total
ENV	SU	20,000	0	0	0	0	20,000
CST	SU	0	393,879	0	0	0	393,879
Total		20,000	393,879	0	0	0	413,879

Prior Year Cost: 256,445

Future Year Cost:

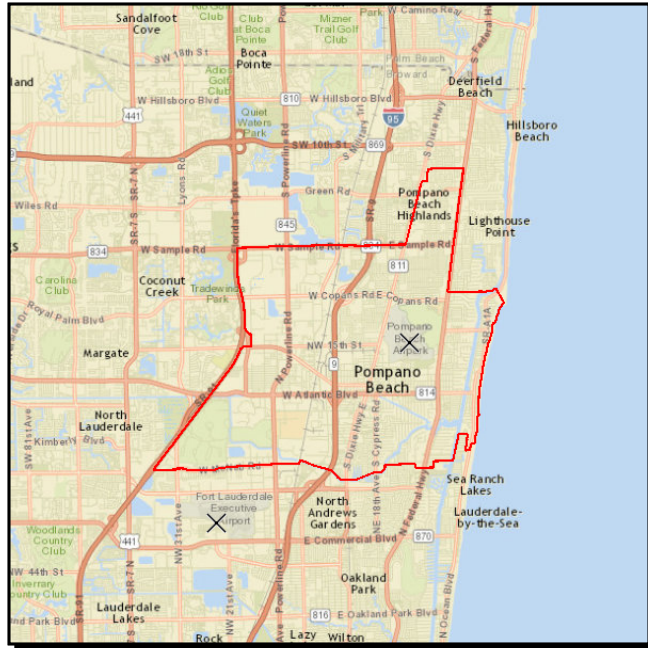
Total Project Cost: 670,324

Project Description: BROWARD MPO MOBILITY 2015 - MPO PRIORITY #7 LOCATIONS: SW 6TH STREET FROM DIXIE HWY TO FLAGLER AVENUE; W COPANS ROAD FROM ANDREWS AVENUE TO NW 1ST AVENUE; NE 6TH STREET FROM JUST WEST OF FLAGLER AVENUE TO NE 3RD AVENUE; NE 4TH STREET FROM FLAGLER AVENUE TO NE 5TH AVENUE

4377851

POMPANO BEACH MOBILITY SIDEWALKS

Non-SIS



Work Summary: BIKE LANE/SIDEWALK **From:**
To:
Lead Agency: MANAGED BY FDOT **Length:** 1.483
LRTP #: pg. 7

Phase	Fund Source	2019	2020	2021	2022	2023	Total
RRU	SA	110,000	0	0	0	0	110,000
ENV	SU	20,000	0	0	0	0	20,000
CST	SU	0	393,879	0	0	0	393,879
Total		130,000	393,879	0	0	0	523,879

Prior Year Cost: 256,445

Future Year Cost:

Total Project Cost: 780,324

Project Description: BROWARD MPO MOBILITY 2015 - MPO PRIORITY #7 LOCATIONS: SW 6TH STREET FROM DIXIE HWY TO FLAGLER AVENUE; W COPANS ROAD FROM ANDREWS AVENUE TO NW 1ST AVENUE; NE 6TH STREET FROM JUST WEST OF FLAGLER AVENUE TO NE 3RD AVENUE; NE 4TH STREET FROM FLAGLER AVENUE TO NE 5TH AVENUE

4378301 TURTLE CREEK DRIVE (VARIOUS LOCATIONS)

Non-SIS



Work Summary: BIKE LANE/SIDEWALK **From:**
To:
Lead Agency: MANAGED BY FDOT **Length:** 2.860
LRTP #: pg. 7

Phase	Fund Source	2019	2020	2021	2022	2023	Total
ENV	SU	20,000	0	0	0	0	20,000
ROW	SA	10,000	0	0	0	0	10,000
CST	SA	0	4,836,026	0	0	0	4,836,026
Total		30,000	4,836,026	0	0	0	4,866,026

Prior Year Cost: 827,000

Future Year Cost:

Total Project Cost: 5,693,026

Project Description: BROWARD MPO MOBILITY 2015 - MPO PRIORITY #6 LOCATIONS: LOOP FORMED BY TURTLE CREEK DRIVE, CULLUM RD, NW 54 AVENUE, AND NW 62ND AVENUE.

4378301 TURTLE CREEK DRIVE (VARIOUS LOCATIONS)

Non-SIS



Work Summary: BIKE LANE/SIDEWALK **From:**
To:
Lead Agency: MANAGED BY FDOT **Length:** 2.860
LRTP #: pg. 7

Phase	Fund Source	2019	2020	2021	2022	2023	Total
RRU	SA	10,000	0	0	0	0	10,000
ENV	SU	20,000	0	0	0	0	20,000
ROW	SA	10,000	0	0	0	0	10,000
CST	SA	0	4,836,026	0	0	0	4,836,026
Total		40,000	4,836,026	0	0	0	4,876,026

Prior Year Cost: 827,000

Future Year Cost:

Total Project Cost: 5,703,026

Project Description: BROWARD MPO MOBILITY 2015 - MPO PRIORITY #6 LOCATIONS: LOOP FORMED BY TURTLE CREEK DRIVE, CULLUM RD, NW 54 AVENUE, AND NW 62ND AVENUE.

4378322

SR-93/I-75 FROM SHERIDAN STREET TO SOUTH OF I-595

SIS

Work Summary: RESURFACING **From:**
To:
Lead Agency: MANAGED BY FDOT **Length:** 5.548
LRTP #: Pg. 46

Phase	Fund Source	2019	2020	2021	2022	2023	Total
PE	ACNP	1,570,723	0	0	0	0	1,570,723
CST	ACNP	0	0	17,595,824	0	0	17,595,824
Total		1,570,723	0	17,595,824	0	0	19,166,547

Prior Year Cost:
Future Year Cost:
Total Project Cost: 19,166,547
Project Description:

4378322

SR-93/I-75 FROM SHERIDAN STREET TO SOUTH OF I-595

SIS

Work Summary: RESURFACING **From:**
To:
Lead Agency: MANAGED BY FDOT **Length:** 5.548
LRTP #: Pg. 46

Phase	Fund Source	2019	2020	2021	2022	2023	Total
ENV	SA	5,000	0	0	0	0	5,000
PE	ACNP	1,570,723	0	0	0	0	1,570,723
CST	ACNP	0	0	17,595,824	0	0	17,595,824
Total		1,575,723	0	17,595,824	0	0	19,171,547

Prior Year Cost:
Future Year Cost:
Total Project Cost: 19,171,547
Project Description: